



БЪЛГАРСКА ТЪРГОВСКО-ПРОМИШЛЕНА ПАЛАТА
BULGARIAN CHAMBER OF COMMERCE AND INDUSTRY

TOP 100

*Bulgarian companies leading
in the economy in 2014*

*edition
2015*

THE CLASSIFICATIONS OF THE BULGARIAN CHAMBER OF COMMERCE AND INDUSTRY “TOP 100 BULGARIAN COMPANIES LEADING IN THE ECONOMY IN 2014”



The building of Sofia
Commercial and Industrial Chamber
2 Slavianska Str., Sofia
built in 1914

The building of the BCCI
42 Parchevich Str., Sofia
Opened 1995

New building of the BCCI
9 Iskar Str., Sofia

DEAR FRIENDS AND BUSINESS PARTNERS,

In the year when we celebrate the 120th anniversary of the establishment of the chambers of commerce and industry in Bulgaria, I present to your attention the 17th edition of the classification “TOP 100 Companies Leading in the Bulgarian Economy”. The fact that 2014 was considerably more profitable for the companies ranked in the classification once again according to objective criteria – the data from their annual financial reports – is encouraging.

The classification was conducted among more than 6000 companies which accounted for 81.53% of the country’s GDP in 2014. Information about the first 1500 companies classified by alteration of net sales revenue is available in the electronic classification “TOP 1500+” on BCCI’s website: http://www.bcci.bg/top1500/index_2014.html. Thus, BCCI gives each company the opportunity to check for itself its place in the classification and allows the companies which haven’t participated in the ranking so far to be included in it.

Our anniversary encouraged us to replace one of the criteria, taking into account the alteration of the financial result (from loss to profit), with the companies with the highest profit growth (in %).

The highest ranking companies are published according to already well-known criteria:

- Alteration of net sales revenue in 2014 compared to 2013.
- Maximum value of profit in BGN on 100 BGN equity in 2014.
- Maximum value of profit in BGN on 100 BGN sales revenue in 2014.
- Maximum value of net sales revenue and profit in 2014 in the national regions.

BCCI will still provide a certificate to the classified companies for increasing their prestige before all their partners. We remind you that companies can apply for an Excellent SME certificate which they can present before financial institutions.

Gratitude to the classified companies for the encouragement they have provided and the example they have set for other companies to follow.

I am grateful to the interns from the National High School in Finance and Business and the National Trade and Banking High School for their participation in inputting the data.

Wishing and hoping that 2015 will be more successful, I remain

Yours sincerely,
Tsvetan Simeonov
BCCI President



BULGARIAN CHAMBER OF COMMERCE AND INDUSTRY

DEPARTMENT ECONOMIC ANALYSES AND POLICY

The department prepares:

■ References about the financial results of a company or a group of companies

The information includes: assets, shareholders equity, profit/loss, loans received, payables, net sales revenue, revenue, operating activities expenses, taxes. The references are prepared in a spreadsheet in Excel.

■ Economic analysis by sectors

The research and the data are based on the official statistics, BNB and the data from the financial statements of the companies.

■ Business research inquiries and analyses

Conducting business research inquiries at a request of the customer and performing business analyses;

Contact details:

Alexander Dimitrov, Olga Chugunskia

Tel.: +359 2 8117 410, +359 2 8117 411

Fax: +359 2 987 32 09

E-mail: ikontr@bccr.bg; ikan@bccr.bg



Business Support at Your Doorstep

Enterprise Europe Network

Business support at your doorstep

Enterprise Europe Network (EEN) is the biggest information and consultancy network in the world, providing services in support of small and medium-sized enterprises (SME). With more than 600 business organizations in more than 50 countries in Europe, Asia, North and South America, EEN maintains one of the biggest databases for business and technological cooperation in the world.

EEN assists SMEs to fully exploit the opportunities of the European market. The network increases the awareness of the business community regarding EU policies, environmental protection, ecological efficiency, Cohesion policy, Structural funds and SMEs feedback on EU legislation and policies.

The Network in Bulgaria is represented by 12 organizations, whereas the **Bulgarian Chamber of Commerce and Industry** is one of its hosts.

Through its 3000 experienced experts, specialized in the provision of information and consultancy services to SMEs, the Network could support you and provide you with the following information:

- Entering new markets
- Finding potential partners for business and technological cooperation
- Access to finance
- Legislation and EU standards
- IPR protection
- Feedback on EU policies
- Assessment of the innovation management capacity of SMEs with the **IMProve** instrument

Contacts:

EEN at the Bulgarian Chamber of Commerce and Industry

Tel.: (+359 2) 8117 505, 8117 515; E-mail: een@bccr.bg

For more information:

EEN Bulgaria

www.een.bg

EEN Europe

www.een.ec.europa.eu



БЪЛГАРСКИТЕ ТЪРГОВСКО-ПРОМИШЛЕНИ ПАЛАТИ
BULGARIAN CHAMBER OF COMMERCE AND INDUSTRY



100 COMPANIES CLASSIFIED ON THE ALTERATION OF SALES REVENUE 2014/2013

Place	Name of company	City	Alteration of sales revenue (%) 2014 /2013	Sales revenue (Th. BGN) 2014	Sales revenue (Th. BGN) 2013	Profit (Th. BGN) 2014	Branch
1	SOFTGROUP OOD	SOFIA	543,26	3 390	527	491	IT
2	SAVARONA EOOD	KARDZHALI	479,88	12 595	2 172	813	CONSTRUCTION
3	HIDROMONTAZH-L OOD	SLIVEN	425,89	2 945	560	167	CONSTRUCTION
4	DIAMANT 06 EOOD	KARDZHALI	408,77	2 900	570	675	TEXTILE
5	VENIKOMNET OOD	SOFIA	406,70	1 059	209	234	IT
6	TERA AGRA 11 EOOD	VARNA	368,11	19 567	4 180	735	AGRICULTURE
7	SIMKO TRANSPORT OOD	BURGAS	363,99	1 443	311	77	TRANSPORT
8	RENAN EOOD	SHUMEN	350,98	2 769	614	5	TRADE
9	VAYANI EOOD	BOTEVGRAD	347,10	3 541	792	216	CONSTRUCTION
10	MG-74 EOOD	SEVLIEVO	342,86	465	105	78	TRANSPORT
11	ROS EXPORT EOOD	DOBRICH	335,98	933	214	141	TRADE
12	KONTEST EOOD	PLOVDIV	300,70	1 146	286	98	TRADE
13	RODOPI LAND OOD	KARDZHALI	300,60	1 326	331	110	SECVICES
14	KRISTINA 92 EOOD	VARNA	293,10	1 254	319	268	TRADE
15	BOTO BALKAN TYRE CENTER EOOD	PETRICH	289,47	444	114	58	SECVICES
16	BONANZA - BACHORSKI EOOD	SOFIA	285,16	2 103	546	33	SECVICES
17	TELA - IVAN ANGELCHEV 1 OOD	KUKLEN	283,99	5 084	1 324	800	METALLURGY
18	EVRO-MKD OOD	KYUSTENDIL	282,63	1 982	518	81	TRADE
19	KEPTA BULGARIA EOOD	SOFIA	276,95	3 909	1 037	359	SECVICES
20	STRIYM-KONSULT EOOD	SOFIA	270,78	571	154	26	SECVICES
21	GOLD PACK OOD	PETRICH	266,67	2 134	582	183	CHEMICAL PRODUCTS
22	MLEKARYA-75 OOD	SOFIA	266,34	2 579	704	6	FOOD PRODUCTS, BEVERAGES AND TOBACCO
23	STROY MAKS-2007 EOOD	VELIKO TARNOVO	265,38	2 375	650	72	CONSTRUCTION
24	IMVAR-3D KONSULT-KIRIL SABEV I S-IE SD	SOFIA	259,66	633	176	24	CONSTRUCTION
25	RADOLINA EOOD	BARUTIN	255,95	1 196	336	27	TRADE
26	KPZ - 99 AD	TSAREVA LIVADA	250,45	2 362	674	577	METALLURGY
27	DENDRIT - BAHAROV OOD	SOFIA	237,93	2 085	617	243	TRANSPORT
28	RILA KONSULT EOOD	SOFIA	233,93	4 842	1 450	108	SECVICES
29	DL - SINCHETS EOOD	PLOVDIV	225,46	703	216	18	TRADE
30	SID 12 EOOD	ORLYAK	222,22	377	117	41	TRADE
31	CHINAR HOLIDAYS EOOD	SVETI VLAS	219,88	531	166	81	TOURISM
32	MAKOS OOD	HASKOVO	219,62	3 909	1 223	370	TRADE
33	BG-EUROINVEST OOD	PETRICH	212,66	494	158	14	TRADE
34	KOSHE DESIGN EOOD	SOFIA	208,06	382	124	49	PRODUCTS OF WOOD AND FURNITURE
35	BOIL 1 OOD	SOFIA	205,59	1 039	340	17	TRADE
36	IN FRONT EOOD	PLOVDIV	203,16	1 343	443	28	TRADE
37	VODKOM BULGARIA OOD	SOFIA	200,84	5 740	1 908	431	TRADE
38	KRIS-BILDING EOOD	VARNA	196,83	1 968	663	98	CONSTRUCTION
39	NIKPLAM EOOD	SOFIA	195,30	6 727	2 278	104	ENERGY AND OIL
40	BAKIS TRANS EOOD	PETRICH	194,12	400	136	67	TRADE
41	TD GROUP 55 EOOD	NESEBAR	193,29	3 540	1 207	1 034	CONSTRUCTION
42	EUROMETAL BULGARIA EOOD	VARNA	192,37	1 915	655	118	TRADE
43	PROFI MARCHANDAYZING GRUP EAD	SOFIA	192,17	1 119	383	133	TRADE
44	OLYA - TRANSLOGISTIK OOD	KYUSTENDIL	192,08	295	101	4	TRADE
45	HORTEX INTERNATIONAL EOOD	PETRICH	189,12	824	285	303	TRADE
46	ZBIS OOD	BURGAS	184,62	6 051	2 126	2 312	CONSTRUCTION
47	NETSTROY EOOD	PLOVDIV	179,28	849	304	57	SECVICES
48	GKP FISH OOD	MALKO TARNOVO	178,18	765	275	221	TRADE
49	HANI.BG EOOD	BURGAS	174,77	15 192	5 529	1 531	TRADE
50	INOS-1 OOD	SOFIA	172,21	12 233	4 494	876	CONSTRUCTION

100 COMPANIES CLASSIFIED ON THE ALTERATION OF SALES REVENUE 2014/2013

Place	Name of company	City	Alteration of sales revenue (%) 2014 /2013	Sales revenue (Th. BGN) 2014	Sales revenue (Th. BGN) 2013	Profit (Th. BGN) 2014	Branch
51	RO-SI-TO EOOD	SIMEONOVGRAD	172,18	1 976	726	90	TRADE
52	MIBI EOOD	SEVLIEVO	171,29	274	101	14	MACHINERY AND EQUIPMENT
53	ALEKSANDRID OOD	VARNA	166,59	1 101	413	237	CONSTRUCTION
54	LEMA TRADING EOOD	SOFIA	165,11	4 088	1 542	55	SECVICES
55	TECHGROUP EOOD	RUSE	163,27	16 133	6 128	4 296	TRADE
56	IZDATELSKA KASHTA ANUBIS EOOD	SOFIA	162,93	4 291	1 632	92	TRADE
57	EURO ALLIANCE TUNELI AD	SOFIA	161,87	53 070	20 266	1 311	CONSTRUCTION
58	ELTA TRAVEL OOD	SOFIA	160,56	1 394	535	8	SECVICES
59	AGROLEND-BI OOD	DJULOVO	158,55	605	234	69	SECVICES
60	PROFIL GROUP EOOD	SOFIA	155,42	636	249	1	TRADE
61	REMONTSTROY AD	BURGAS	154,28	13 726	5 398	613	CONSTRUCTION
62	INTERPLAST OOD	BURGAS	153,95	4 020	1 583	108	TRADE
63	AKZ BURGAS EOOD	BURGAS	145,38	29 399	11 981	6 844	CONSTRUCTION
64	BELTEKS - M AD	MONTANA	144,79	6 154	2 514	867	TEXTILE
65	AGENTSIYA SHANS EOOD	GABROVO	143,99	14 076	5 769	602	TOURISM
66	DZHON KORNET TRANSPORT EOOD	SEVLIEVO	143,53	2 523	1 036	321	TRANSPORT
67	MIX-CONSTRUCTION OOD	SOFIA	142,14	51 851	21 414	974	CONSTRUCTION
68	ARTON CAPITAL-BULGARIA OOD	SOFIA	141,61	1 109	459	296	SECVICES
69	BIOSVYAT EOOD	SOFIA	141,46	891	369	53	TRADE
70	TOSEKON EOOD	SOFIA	141,18	2 583	1 071	1 065	SECVICES
71	NOVOSTROY ENGINEERING OOD	SOFIA	140,73	987	410	164	TRADE
72	BULTEH-2000 OOD	STARAZAGORA	140,73	22 426	9 316	10 136	MACHINERY AND EQUIPMENT
73	MR-INTERTRADE EOOD	SOFIA	139,16	1 765	738	336	TRADE
74	TEHNOMASH INVEST OOD	SLIVO POLE	139,11	2 195	918	451	CONSTRUCTION
75	M I M FRUIT OOD	BANYA	138,98	3 642	1 524	270	TRADE
76	HIDROSTROITEL PA EOOD	SAMOKOV	138,35	2 200	923	5	CONSTRUCTION
77	GANEV EOOD	BURGAS	136,89	1 400	591	44	SECVICES
78	LOKART EOOD	PLOVDIV	136,81	431	182	78	TRADE
79	NEO SARVISIS OOD	SOFIA	133,52	425	182	53	SECVICES
80	NITOV ENGINEERING EOOD	PLEVEN	131,50	1 433	619	161	CONSTRUCTION
81	AGROVET EOOD	RAKOVSKI	130,32	638	277	43	SECVICES
82	STROITELNO DRUZHESTVO GLOBO OOD	SOFIA	129,66	271	118	80	CONSTRUCTION
83	BULVIK 74 EOOD	RUSE	128,91	483	211	5	TRADE
84	POFAR - GST OOD	BURGAS	128,65	19 774	8 648	2 136	CONSTRUCTION
85	RIGEL KOMERS OOD	SINI RID	128,16	1 426	625	20	TRANSPORT
86	SIPGER - M EOOD	STAMBOLYISKI	127,11	511	225	104	TRADE
87	MARTINOV - KLIMA EOOD	BURGAS	126,59	1 457	643	33	SECVICES
88	KING AV YURAP EOOD	PLOVDIV	126,48	496	219	108	SECVICES
89	AGROSTAR 2009 EOOD	STAVERTSI	124,28	388	173	83	TRADE
90	BULMARK OOD	GORNARAHOVITSA	123,33	1 637	733	777	MACHINERY AND EQUIPMENT
91	AUTOMATED SERVICE BULGARIA OOD	SOFIA	122,66	1 022	459	30	IT
92	ELMARKET EOOD	BURGAS	121,16	1 599	723	39	TRADE
93	ASYA-EKOL EOOD	GABROVO	119,82	477	217	116	SECVICES
94	VENISTROY 22 EOOD	ZLATITSA	119,50	709	323	14	CONSTRUCTION
95	SOFIA TRANS 2006 EOOD	PARVOMAY	118,79	326	149	16	TRADE
96	MONOLIT OOD	DOBRICH	118,57	1 189	544	40	CONSTRUCTION
97	AZ TRANSPORT OOD	PETRICH	117,95	1 020	468	136	TRANSPORT
98	MAGLIZHANA - BULGARIA OOD	KAZANLAK	116,64	1 445	667	37	TRANSPORT
99	VAYAN 60 EOOD	VIZITSA	115,51	403	187	53	TRADE
100	SERPIO OOD	VRATSA	115,41	1 747	811	218	METALLURGY



BULGARIAN CHAMBER OF COMMERCE AND INDUSTRY

**TRADE REGISTER AND MEMBERSHIP
DIRECTORATE**

1. Trade Register Services

- Registration in the Unified voluntary trade register of the BCCI
- Registration of Trade Representation Offices of Foreign Persons
- Maintenance and updating of the information on file subject to registration
- Issuing of certificates and references from the Trade Register
- Providing of oral and written references from the Unified voluntary trade register.

2. Membership with BCCI

3. Issuing and validation of documents

- Certificates of origin of goods
- Validation of signatures
- Validation of invitation-declarations for business trips of foreigners to the Republic of Bulgaria.

4. Issuance of Force-Majeure Certificates

5. Information for foreign companies

6. Issuance and validation of ATA Carnets

7. Excellent SME certificate

8. General Average Adjusters' Office

9. Relations with Regional Chambers (RCCI)

10. Relations with Branch Organizations

Zdravka Georgieva, Director

Tel.: (+359 2) 987 88 84, 8117 476

Fax: (+359 2) 987 32 09

E-mail: tradereg@bccibg; z.georgieva@bccibg



“GELAK” Ltd. – Engineering of technical infrastructure facilities and buildings.

Address: 24, Lyuba Velichkova Str., 1407 Sofia, Bulgaria

Tel.: +359 2 962 2535, fax: +359 2 962 2225

E-mail: office@gelak.bg; web page: www.gelak.bg



KATRIN - KO Ltd. FOOD INDUSTRY

www.rubikon.bg / e-mail: rubikon@rubikon.bg; Tel: + 359 32 63 63 63

KETCHUP



MAYONNAISE



MUSTARD



SAUCES



TOMATO PASTE



CULTIVATED MUSHROOMS



BULGARIAN CHAMBER OF COMMERCE AND INDUSTRY

The main purpose of this presentation is to review the processes of the Bulgarian economy. It should not be used for investment decisions, as a precondition for the conclusion of commercial agreements and decisions leading to financial consequences. The BCCI recommends the primary sources of information to be referred when necessary. The methodology of BCCI's classification “TOP 100” includes only non-financial companies which have ended 2014 with profit and sales revenue of more than BGN 100 thousand in 2013. Additional condition for the ranking by alteration of profit is the requirement for the companies to have had a profit of more than BGN 50 thousand in 2013.

Compiled by: Olga Chugunska, Alexander Dimitrov

Tel.: +359 2 811 74 11, +359 2 811 74 10

E-mail: ikan@bccibg, ikontr@bccibg

100 COMPANIES CLASSIFIED ON MAXIMUM VALUE OF PROFIT IN BGN ON 100 BGN EQUITY IN 2014

Place	Name of company	City	Profit on 100 BGN equity (Return of equity, in BGN) 2014	Profit (Th. BGN) 2014	Equity (Th. BGN) 2014	Sales revenue (Th. BGN) 2014	Branch
1	MADARA - TERM EOOD	SHUMEN	472,37	718	152	11 725	MACHINERY AND EQUIPMENT
2	TEKSTAR 2012 OOD	STARTSEVO	400,93	862	215	7 874	TEXTILE
3	KOSHE DESIGN EOOD	SOFIA	233,33	49	21	382	PRODUCTS OF WOOD AND FURNITURE
4	PLEVEN - MES OOD	PLEVEN	152,23	580	381	9 668	TRADE
5	VIVET TRADING EOOD	SOFIA	123,33	37	30	2 560	MACHINERY AND EQUIPMENT
6	DEVA OOD	SHUMEN	120,00	42	35	3 408	TRADE
7	BONANZA - BACHORSKI EOOD	SOFIA	106,45	33	31	2 103	SECVICES
8	RODOPI LAND OOD	KARDZHALI	105,77	110	104	1 326	SECVICES
9	LAZATEK EOOD	SOFIA	104,60	91	87	1 332	SECVICES
10	STAVROPULO EOOD	SHUMEN	100,88	114	113	777	TRADE
11	GLS AGRO OOD	RUSE	100,20	507	506	30 929	TRADE
12	TNT BULGARIA EOOD	SOFIA	100,12	8 245	8 235	29 309	SECVICES
13	LKND INSPIRE EOOD	SOFIA	100,00	30	30	3 701	TRADE
14	OSKAR MONTIZ EOOD	BANSKO	100,00	38	38	151	SECVICES
15	BG FINISHING KO. EOOD	PLOVDIV	100,00	501	501	1 485	TRADE
16	MIKA - MK EOOD	KAZANLAK	100,00	33	33	2 464	TRADE
17	MA-KAN BULGARIA OOD	SOFIA	100,00	41	41	226	SECVICES
18	MATEO 64 EOOD	SMOLYAN	100,00	361	361	1 497	SECVICES
19	ZBIS OOD	BURGAS	99,91	2 312	2 314	6 051	CONSTRUCTION
20	MEBOS - MERI BOSEVA ET	SOFIA	99,78	1 803	1 807	6 243	TRADE
21	TM INOKS EOOD	PLOVDIV	99,74	1 902	1 907	17 664	TRADE
22	PHU SKAFOLDING EOOD	BURGAS	99,71	685	687	3 003	SECVICES
23	BALGARSKA MEDIA AGENTSIYA OOD	SOFIA	99,57	1 166	1 171	7 285	SECVICES
24	AGRIV OOD	DOBRICH	99,56	1 366	1 372	23 383	TRADE
25	TECHGROUP EOOD	RUSE	99,49	4 296	4 318	16 133	TRADE
26	VIVETA OOD	SOFIA	99,44	352	354	2 452	FOOD PRODUCTS, BEVERAGES AND TOBACCO
27	MR-INTERTREYD EOOD	SOFIA	99,41	336	338	1 765	TRADE
28	DWARE OOD	SOFIA	99,36	932	938	3 451	SECVICES
29	INTER - I EOOD	BURGAS	99,32	293	295	1 813	SECVICES
30	SOFTGROUP OOD	SOFIA	98,79	491	497	3 390	SECVICES
31	EUROMASHIN OOD	PLOVDIV	98,74	392	397	1 324	MACHINERY AND EQUIPMENT
32	VENERA OOD	DOBRICH	98,59	489	496	1 810	CONSTRUCTION
33	AKTSENT EOOD	PLOVDIV	98,46	320	325	9 158	SECVICES
34	NOVOSERVIZ EOOD	SOFIA	98,43	314	319	2 825	TRADE
35	PILOTSKA STANTSIYA BURGAS OOD	BURGAS	98,38	304	309	5 419	TRANSPORT
36	POFAR - GST OOD	BURGAS	98,25	2 136	2 174	19 774	CONSTRUCTION
37	DIKO - IVAN DIKOLAKOV ET	PLOVDIV	97,89	788	805	8 365	CHEMICAL PRODUCTS
38	GKP FISH OOD	MALKO TARNOVO	97,79	221	226	765	TRADE
39	NOVADZHEL OOD	PLOVDIV	97,29	251	258	5 235	FOOD PRODUCTS, BEVERAGES AND TOBACCO
40	DENROB EOOD	PESHTERA	97,22	175	180	5 259	TRADE
41	VYAND OYL OOD	BURGAS	96,36	397	412	98 450	ENERGY AND OIL
42	F.E.T. EOOD	PETRICH	96,07	171	178	605	TRANSPORT
43	SIKA-99 OOD	SOFIA	95,71	290	303	2 164	SECVICES
44	KLIYN MASTARS BULGARIA OOD	SOFIA	95,65	44	46	131	SECVICES
45	GLOBAL WEST GROOP BULGARIA EOOD	SOFIA	94,62	88	93	212	TRADE
46	BARAZH GROUP EOOD	SOFIA	94,57	174	184	15 894	CONSTRUCTION
47	VERSAY BG OOD	STARA ZAGORA	94,55	156	165	1 173	SECVICES
48	TEHNOTRADE OOD	BURGAS	94,12	112	119	1 181	TRADE
49	KEPTA BULGARIA EOOD	SOFIA	93,98	359	382	3 909	SECVICES
50	MG-74 EOOD	SEVLIEVO	93,98	78	83	465	TRANSPORT

100 COMPANIES CLASSIFIED ON MAXIMUM VALUE OF PROFIT IN BGN ON 100 BGN EQUITY IN 2014

Place	Name of company	City	Profit on 100 BGN equity (Return of equity, in BGN) 2014	Profit (Th. BGN) 2014	Equity (Th. BGN) 2014	Sales revenue (Th. BGN) 2014	Branch
51	BOYDEN EOOD	SOFIA	93,90	77	82	280	SECVICES
52	VERA LAYT EOOD	SOFIA	93,90	77	82	193	TRADE
53	DESPRED-P OOD	SOFIA	93,87	153	163	781	TRANSPORT
54	TEA TRADING OOD	SOFIA	93,83	76	81	1 139	TRADE
55	AUTOMATED SERVICE BULGARIA OOD	SOFIA	93,75	30	32	1 022	IT
56	EVROSPORT OOD	VARNA	93,75	15	16	182	SECVICES
57	VODKOM BULGARIA OOD	SOFIA	93,70	431	460	5 740	TRADE
58	SAMEL DIZAYN OOD	SAMOKOV	93,10	54	58	167	TRADE
59	ARTON CAPITAL-BULGARIA OOD	SOFIA	93,08	296	318	1 109	SECVICES
60	FANUEAR EOOD	KARDZHALI	92,86	13	14	288	TEXTILE
61	DZHORDZHO AKS OOD	SOFIA	92,59	100	108	2 438	TRADE
62	PROTEIN -98 AD	SHUMEN	92,11	70	76	4 501	AGRICULTURE
63	SATELIT EOOD	VARNA	91,38	53	58	149	SECVICES
64	BURGAS PAK 3 OOD	BURGAS	90,43	85	94	3 500	TRADE
65	GLOBAL MARKETING OOD	SOFIA	90,40	113	125	812	SECVICES
66	PERINOV I SINOVE EOOD	VARNA	89,92	348	387	4 200	CONSTRUCTION
67	BONUS EOOD	VARNA	89,58	43	48	1 251	TRADE
68	BOTO BALKAN TYRE CENTER OOD	PETRICH	89,23	58	65	444	SECVICES
69	BULHIDRO OOD	KAZANLAK	89,13	82	92	363	MACHINERY AND EQUIPMENT
70	TECHNOMASH INVEST OOD	SLIVO POLE	88,95	451	507	2 195	CONSTRUCTION
71	ELTA TRAVEL OOD	SOFIA	88,89	8	9	1 394	SECVICES
72	LOKART EOOD	PLOVDIV	88,64	78	88	431	TRADE
73	BETA GLOBAL OOD	PLOVDIV	88,46	23	26	3 309	TRADE
74	GREAT BEAR TECHNOLOGY-BULGARIA EOOD	SOFIA	88,46	46	52	618	IT
75	LUKOIL AVIATION BULGARIA EOOD	SOFIA	88,42	3 817	4 317	280 180	ENERGY AND OIL
76	AVGUST RISARCH EOOD	SOFIA	88,29	2 240	2 537	9 506	SECVICES
77	HORTEKS INTERNESHANAL EOOD	PETRICH	88,08	303	344	824	TRADE
78	TERA AGRA 11 EOOD	VARNA	88,02	735	835	19 567	AGRICULTURE
79	SPIDI-BAR I GRIL OOD	SOFIA	88,00	44	50	742	TOURISM
80	DANIM-S EOOD	BLAGOEVRAD	87,80	108	123	2 568	TRADE
81	M-M - TRANSPORT OOD	PLOVDIV	87,64	397	453	4 794	TRANSPORT
82	TILL INDUSTRIAL GABROVO EOOD	GABROVO	87,50	7	8	1 078	MACHINERY AND EQUIPMENT
83	PROTSES KONTROL OOD	SOFIA	87,39	201	230	631	SECVICES
84	BGLAN OOD	SOFIA	86,11	31	36	192	SECVICES
85	YASHAR TRANSPORT EOOD	AYTOS	85,92	61	71	317	TRANSPORT
86	FARMATREYDING EOOD	PLOVDIV	85,82	121	141	2 678	TRADE
87	FARMAKOR 1 EOOD	PLEVEN	85,71	36	42	2 881	TRADE
88	IZIUEBI EOOD	SOFIA	85,71	30	35	109	TRADE
89	TERM ENGINEERING OOD	SOFIA	85,12	103	121	937	TRADE
90	MEGA HIM O2 EOOD	SOFIA	85,11	40	47	2 279	TRADE
91	BOIL 1 OOD	SOFIA	85,00	17	20	1 039	TRADE
92	NOVA EOOD	PLEVEN	85,00	68	80	2 826	TRADE
93	KIPS EOOD	KARDZHALI	84,98	413	486	3 673	FOOD PRODUCTS, BEVERAGES AND TOBACCO
94	INNS OOD	SILISTRA	84,96	113	133	1 671	TRADE
95	B & B BULGARIA OOD	ABLANITSA	84,81	508	599	2 750	TEXTILE
96	EURO-MKD OOD	KYUSTENDIL	84,38	81	96	1 982	TRADE
97	STROITELNO DRUZHESTVO GLOBO OOD	SOFIA	84,21	80	95	271	CONSTRUCTION
98	GADEVSKI OOD	TROYAN	83,95	68	81	997	PRODUCTS OF WOOD AND FURNITURE
99	MARITSA TRANS OOD	GALABOVO	83,72	144	172	1 109	CONSTRUCTION
100	SELTIS OOD	VELIKO TARNOVO	83,70	77	92	335	IT

BULGARIAN CHAMBER OF COMMERCE AND INDUSTRY



NEOCHIM PLC
phone: +359 391 65 205
fax: +359 391 60 555
e-mail: neochim@neochim.bg
<http://www.neochim.bg>

AMMONIA

AMMONIUM NITRATE
NEOFERT® EC FERTILIZER

NPK BLEND



 **NEOCHIM PLC**
FERTILIZERS, INORGANIC AND ORGANIC CHEMICALS



BULGARIAN CHAMBER OF COMMERCE AND INDUSTRY

“EUROPEAN INTEGRATION AND EUROPEAN PROJECTS” DIRECTORATE

We have more than 14 years of experience in the work and realization of projects and activities, related to the improvement of the business environment and assistance to SMEs for increasing their competitiveness and expanding of international trade.

Our team is motivated, professionally trained and has a rich experience in EU funded project management.

The united system of BCCI, which comprises 28 regional chambers and the availability of more than 53 000 company-members are undoubted advantages for the realization of the projects and the involvement of significant number of interested SMEs.

If you are looking for a reliable partner for project realization in benefit of the business development, we are the indisputable leader.

Our contacts:

Tel.: +359 2 988 34 82, +359 2 811 75 35

E-mail: projects@bcc.bg; Web: <http://www.bcci.bg/projectsBCCI.htm>

100 COMPANIES CLASSIFIED ON MAXIMUM VALUE OF PROFIT IN BGN ON 100 BGN SALES REVENUE IN 2014

Place	Name of company	City	Profit on 100 BGN	Profit	Sales revenue	Branch
			sales revenue (Return of revenue, in BGN)	(Th. BGN)	(Th. BGN)	
			2014	2014	2014	
1	KTSM TRADE OOD	PLOVDIV	56,13	975	1 737	TRADE
2	PROKOMTEH EOOD	SOFIA	51,04	171	335	IT
3	BULMARK OOD	GORNA ORYAHOVITSA	47,46	777	1 637	MACHINERY AND EQUIPMENT
4	EKOPLAST - 07 EOOD	PLOVDIV	47,09	307	652	CONSTRUCTION
5	DINOV EOOD	SOFIA	46,84	111	237	CHEMICAL PRODUCTS
6	ANHIRA EOOD	SOFIA	46,61	165	354	SECVICES
7	BULTEH-2000 OOD	STARA ZAGORA	45,20	10 136	22 426	MACHINERY AND EQUIPMENT
8	ET DIYAN BALCHEV - DIANA	KRUSHARI	44,94	1 168	2 599	AGRICULTURE
9	LYUBOMIR NIKOLOV EOOD	GABROVO	44,80	56	125	TRADE
10	BUSINESS PARK SOFIA EOOD	SOFIA	44,35	6 549	14 768	SECVICES
11	DAS-2 OOD	SOFIA	44,27	58	131	TRADE
12	DZHEMKO 03 EOOD	DOLNI GLAVANAK	44,24	242	547	TRADE
13	ET NIVA-60 - TODOR STOYANOV	NOVA VARBOVKA	44,08	462	1 048	AGRICULTURE
14	EURO BUSINESS CONSULTING GROUP EOOD	BURGAS	44,04	48	109	SECVICES
15	OBERON 4 EOOD	PLOVDIV	43,09	243	564	CONSTRUCTION
16	VARBANOV EOOD	BYALA	43,06	152	353	TRADE
17	PROMTECH OOD	MOMCHILGRAD	42,62	104	244	FOOD PRODUCTS, BEVERAGES AND TOBACCO
18	MIT SPED EOOD	PLOVDIV	42,60	141	331	TRANSPORT
19	ELIS-ENGINEERING OOD	VARNA	42,43	129	304	TRADE
20	STUDIO FOLIO-BULGRAF EOOD	VARNA	42,31	88	208	SECVICES
21	TEMENUGA - STIL EOOD	PLEVEN	41,65	242	581	TEXTILE
22	GLOBAL WEST GROOP BULGARIA EOOD	SOFIA	41,51	88	212	TRADE
23	EKOVAT-BULGARIA EOOD	BANITE	41,48	168	405	ENERGY AND OIL
24	VEGAK-EOOD EOOD	RUSE	41,38	48	116	TOURISM
25	PERLA - 2005 EOOD	BURGAS	41,38	132	319	SECVICES
26	BRIGADA PRODZHEKT OOD	PLOVDIV	41,35	239	578	SECVICES
27	TOSEKON EOOD	SOFIA	41,23	1 065	2 583	SECVICES
28	ISTFA INTERNATIONAL EOOD	SAMOKOV	41,15	79	192	MINING
29	METALIKA-MIST OOD	RUSE	41,09	83	202	CONSTRUCTION
30	BIEN EOOD	DIMITROVGRAD	41,03	48	117	TRADE
31	FOLLA OOD	VARNA	40,90	2 006	4 905	TRADE
32	AGROTRADE EOOD	YAMBOL	40,61	238	586	TRADE
33	ET GRIMI - HYUSEIN HYUSEIN	PESHTERA	40,50	1 804	4 454	AGRICULTURE
34	METAVIZIYA OOD	RUSE	40,39	82	203	TRADE
35	P R V - REFRESH VISION OOD	PLEVEN	40,00	30	75	SECVICES
36	VERA LAYT EOOD	SOFIA	39,90	77	193	TRADE
37	GEA FARMTECHNOLOGIES BULGARIA EOOD	SOFIA	39,28	361	919	MACHINERY AND EQUIPMENT
38	HAYTOVA CONSULTING EOOD	VARNA	39,19	328	837	SECVICES
39	FARMEDEIKT OOD	SOFIA	39,13	99	253	SECVICES
40	TIKI 22 OOD	PLEVEN	39,10	122	312	TOURISM
41	ZENLAYM EOOD	PLOVDIV	39,10	52	133	SECVICES
42	KABALAN EOOD	PLEVEN	38,87	96	247	TRADE
43	F.O.L.-FRII AUT LOGISTIK OOD	SOFIA	38,66	75	194	TRADE
44	SOFCONSULT GROUP AD	SOFIA	38,62	475	1 230	SECVICES
45	SEVOTEKS EOOD	BYAL IZVOR	38,59	93	241	TRADE
46	ZBIS OOD	BURGAS	38,21	2 312	6 051	CONSTRUCTION
47	SOFTGRIM AD	SOFIA	37,50	114	304	SECVICES
48	VITASIN OOD	SMOLYAN	37,50	60	160	TRADE
49	NEVA AGRO EOOD	CHIRPAN	37,50	252	672	AGRICULTURE
50	ELBI - PLYUS OOD	SOFIA	37,36	65	174	SECVICES

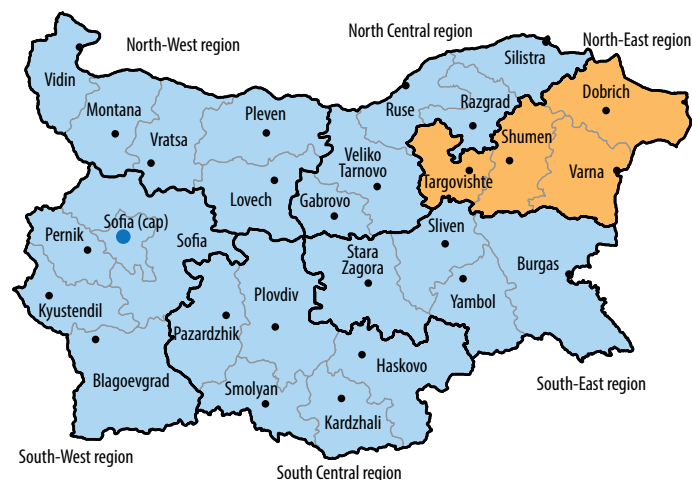
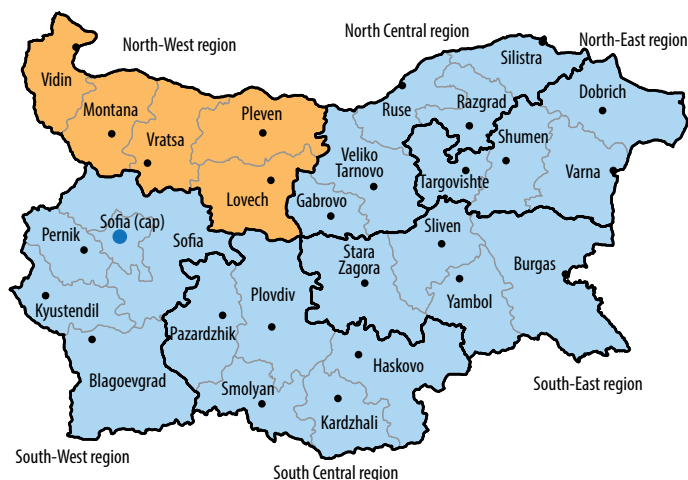
100 COMPANIES CLASSIFIED ON MAXIMUM VALUE OF PROFIT IN BGN ON 100 BGN SALES REVENUE IN 2014

Place	Name of company	City	Profit on 100 BGN	Profit	Sales revenue	Branch
			sales revenue (Return of revenue, in BGN)	(Th. BGN)	(Th. BGN)	
			2014	2014	2014	
51	PENEV I PARTNYOR OOD	SOFIA	37,32	637	1 707	CONSTRUCTION
52	EVRO HROM EOOD	KARDZHALI	37,25	868	2 330	TRADE
53	RF AMPLIFIER - BG EOOD	SHUMEN	37,04	653	1 763	SECVICES
54	HORTEX INTERNATIONAL EOOD	PETRICH	36,77	303	824	TRADE
55	PROMOTSENAR EOOD	RAZLOG	36,23	25	69	TRADE
56	SIRMA GRUP HOLDING AD	SOFIA	36,15	9 778	27 048	IT
57	KOOPERATIVNA OHRANITELNA FIRMA OOD	SOFIA	36,08	105	291	SECVICES
58	KOZMETIK PLUS DEVELOPMENT OOD	SOFIA	35,58	274	770	TRADE
59	SATELIT EOOD	VARNA	35,57	53	149	SECVICES
60	ARMONIA EOOD	SOFIA	35,44	112	316	TRADE
61	OGRA EOOD	SOFIA	35,44	73	206	TRADE
62	ZKPU BEZVODITSA	BEZVODITSA	35,37	607	1 716	AGRICULTURE
63	PRISTANISHTE BURGAS EAD	BURGAS	35,29	2 349	6 657	SECVICES
64	KOEV AGROINVEST EOOD	POPGRIGOROVO	35,14	149	424	AGRICULTURE
65	TERA - 57 EOOD	PARVOMAY	35,06	189	539	AGRICULTURE
66	PANATSEYA-2001 KOCHMAROV & BELBASAT SD	SOFIA	34,63	1 121	3 237	CHEMICAL PRODUCTS
67	E7STUDIO EOOD	PLOVDIV	34,52	58	168	IT
68	SOLVAY SODI AD	DEVNYA	34,52	140 089	405 780	CHEMICAL PRODUCTS
69	ZLATNATA YABALKA OOD	SOFIA	34,46	122	354	TRADE
70	ROAD EKSPRESS EOOD	PETRICH	34,04	709	2 083	TRANSPORT
71	MEZE EOOD	LEVUNOVO	33,95	1 498	4 412	FOOD PRODUCTS, BEVERAGES AND TOBACCO
72	AVTOTIM EOOD	BURGAS	33,86	389	1 149	TRADE
73	D END D TEKSTIL OOD	PLOVDIV	33,83	68	201	TRADE
74	SHELF-GAZ OOD	RUSE	33,82	277	819	TRADE
75	EUROMICHANIKI EOOD	SOFIA	33,82	602	1 780	TRADE
76	BG FINISHING KO. EOOD	PLOVDIV	33,74	501	1 485	TRADE
77	HRISTOV STIL OOD	BURGAS	33,63	38	113	TRADE
78	ORPEKS OOD	SOFIA	33,62	77	229	AGRICULTURE
79	VEDA-34 EOOD	RAZGRAD	33,61	80	238	SECVICES
80	CLEAN MASTERS BULGARIA OOD	SOFIA	33,59	44	131	SECVICES
81	MODE HOME OOD	VARNA	33,46	86	257	TEXTILE
82	KOOPERATSIYA ZEMEDELKA KOOPERATSIYA PLODORODIE	GLAVINITSA	33,44	108	323	AGRICULTURE
83	ES TE STROY EOOD	SOFIA	33,33	6	18	TRADE
84	EKOSTOPANSTVO DUNAV EOOD	VRAV	33,20	329	991	TRADE
85	TAKS AKAUNT OOD	SOFIA	33,16	65	196	SECVICES
86	DEVEN AD	DEVNYA	33,14	47 630	143 732	ENERGY AND OIL
87	FINART EOOD	PLOVDIV	33,01	69	209	SECVICES
88	FERI GARANT - 2003 EOOD	SATOVCHA	32,90	535	1 626	TRADE
89	OPTISPRINT OOD	PLEVEN	32,86	723	2 200	SECVICES
90	KREMI OOD	BURGAS	32,73	36	110	TRADE
91	UINGS EOOD	BLAGOEVGRAD	32,56	126	387	TRADE
92	MEDIYA TAYMS GRUP OOD	DOBRICH	32,52	120	369	IT
93	KRASIO EOOD	VARNA	32,43	72	222	MACHINERY AND EQUIPMENT
94	AST TREYD EOOD	HASKOVO	32,42	606	1 869	TRADE
95	SAMEL DIZAYN OOD	SAMOKOV	32,34	54	167	TRADE
96	BALKANTRANS OOD	DOBRICH	32,34	54	167	TRANSPORT
97	TARGOVIYA - K OOD	KARDZHALI	32,28	41	127	TRADE
98	GELAK OOD	SOFIA	32,21	3 601	11 179	CONSTRUCTION
99	INSTITUT ZA KLINICHNI EKSPERTIZI - BULGARIA IES - BYULGARI AD	SOFIA	32,07	1 264	3 941	SECVICES
100	ELIT 8 EOOD	SEVLIEVO	32,07	752	2 345	SECVICES

50 COMPANIES CLASSIFIED ON THE ALTERATION OF PROFIT 2014/2013

Place	Name of company	City	Alteration of profit (%) 2014/2013	Profit (Th. BGN) 2014	Profit (Th. BGN) 2013	Sales revenue (Th. BGN) 2014	Branch
1	NURSAN OTOMOTIV EOOD	BURGAS	2392,79%	2 767	111	78 032	MACHINERY AND EQUIPMENT
2	AKZ BURGAS EOOD	BURGAS	1034,99%	6 844	603	29 399	CONSTRUCTION
3	RF AMPLIFIER - BG EOOD	SHUMEN	860,29%	653	68	1 763	SECVICES
4	TERA AGRA 11 EOOD	VARNA	754,65%	735	86	19 567	AGRICULTURE
5	TSID ATLAS OOD	PLOVDIV	547,50%	518	80	3 396	CONSTRUCTION
6	AUGUST RESEARCH EOOD	SOFIA	541,83%	2 240	349	9 506	SECVICES
7	PEEK & KLOPPENBURG EOOD	SOFIA	500,78%	775	129	24 406	TRADE
8	SPARKI AD	RUSE	465,97%	1 630	288	28 242	MACHINERY AND EQUIPMENT
9	NOVO NORDISK FARMA EAD	SOFIA	451,30%	849	154	43 371	TRADE
10	TOP MAN EOOD	RUSE	444,97%	1 951	358	8 268	SECVICES
11	PENEV I PARTNYOR OOD	SOFIA	435,29%	637	119	1 707	CONSTRUCTION
12	KANDEKS EOOD	VARNA	413,33%	462	90	3 716	TRADE
13	DOBRUDZHA BILDING EOOD	DOBRICH	411,72%	742	145	2 946	CONSTRUCTION
14	ASTROIDA OOD	PANAGYURISHTE	408,05%	442	87	4 608	MACHINERY AND EQUIPMENT
15	KEHLIBAR OOD	LYASKOVETS	382,67%	1 699	352	32 308	ENERGY AND OIL
16	V & G Oil EOOD	ZHITEN	378,30%	1 014	212	7 407	CONSTRUCTION
17	B & B BULGARIA OOD	ABLANITSA	374,77%	508	107	2 750	TEXTILE
18	PRESTIGE 96 AD	VELIKO TARNOVO	364,60%	5 171	1 113	56 885	FOOD PRODUCTS, BEVERAGES AND TOBACCO
19	INTERPRED PARTNER AD	GOTSE DELCHEV	363,92%	450	97	9 664	TRADE
20	ET BEHI - BEHIDE CHAUSHEVA	KARDZHALI	359,26%	248	54	1 952	SECVICES
21	HAYTOVA CONSULTING EOOD	VARNA	355,56%	328	72	837	SECVICES
22	VAKOM MP OOD	SHUMEN	346,99%	818	183	11 168	TRADE
23	BELTEKS - M AD	MONTANA	344,62%	867	195	6 154	TRADE
24	ZAVOD ZA KUCHUKOVI UPLATNITELI AD	GORNO BOTEVO	337,84%	324	74	3 357	CHEMICAL PRODUCTS
25	BISER OLIVA AD	STARA ZAGORA	335,91%	3 945	905	73 925	FOOD PRODUCTS, BEVERAGES AND TOBACCO
26	KOL - PRINT EOOD	PLOVDIV	313,16%	314	76	1 308	SECVICES
27	IMPULS OOD	KULA	312,10%	511	124	13 582	TRADE
28	KOMPLEKTSTROY EOOD	BURGAS	311,22%	403	98	7 083	TRADE
29	OLIVA AD	KNEZHA	308,32%	20 355	4 985	340 058	FOOD PRODUCTS, BEVERAGES AND TOBACCO
30	EL.DZHI.ES. - 99 OOD	VARNA	299,14%	463	116	2 215	TRADE
31	VODOKANALSTROY OOD	BURGAS	294,31%	970	246	10 158	CONSTRUCTION
32	ZKPU BEZVODITSA	BEZVODITSA	294,16%	607	154	1 716	AGRICULTURE
33	TEHNO AKTASH AD	KUKLEN	289,06%	3 735	960	23 850	TRADE
34	BULTEH-2000 OOD	STARA ZAGORA	275,27%	10 136	2 701	22 426	MACHINERY AND EQUIPMENT
35	ILIADA EOOD	SOFIA	273,02%	235	63	8 669	TRADE
36	JOHN CORNETH TRANSPORT EOOD	SEVLIEVO	268,97%	321	87	2 523	TRANSPORT
37	TOSEKON EOOD	SOFIA	265,98%	1 065	291	2 583	SECVICES
38	BRACHEV OOD	GABROVO	261,04%	278	77	7 887	SECVICES
39	AQ MAGNIT AD	GODECH	256,32%	2 986	838	25 365	MACHINERY AND EQUIPMENT
40	MIX-CONSTRUCTION OOD	SOFIA	250,36%	974	278	51 851	CONSTRUCTION
41	TRANS-MAR SERVICES EOOD	VARNA	243,59%	268	78	1 942	SECVICES
42	EURO HROM EOOD	KARDZHALI	241,73%	868	254	2 330	TRADE
43	REMONTSTROY AD	BURGAS	238,67%	613	181	13 726	CONSTRUCTION
44	OLIMP PREDPAZNI EKIPIROVKI EOOD	BURGAS	238,65%	1 104	326	8 809	TRADE
45	ZDRAVETS-TUR OOD	VARNA	236,99%	246	73	993	SECVICES
46	VODKOM BULGARIA OOD	SOFIA	236,72%	431	128	5 740	TRADE
47	YOTOV OOD	RAZGRAD	234,43%	204	61	1 387	SECVICES
48	SK-13 HOLD-ING AD	SOFIA	234,07%	608	182	8 344	CONSTRUCTION
49	BULMARK OOD	GORNA ORYAHOVITSA	232,05%	777	234	1 637	MACHINERY AND EQUIPMENT
50	SIRMA GRUP HOLDING AD	SOFIA	231,46%	9 778	2 950	27 048	IT

TOP 10X6 COMPANIES CLASSIFIED ON MAXIMUM VALUE OF SALES REVENUE AND PROFIT FOR 2014 INTO NATIONAL PLANNING REGIONS



NORTHWEST REGION

DISTRICTS: VIDIN, VRATSA, LOVECH, MONTANA, PLEVEN

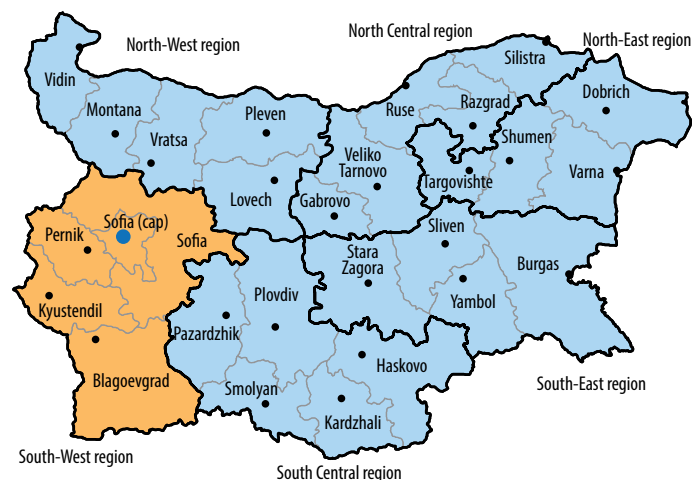
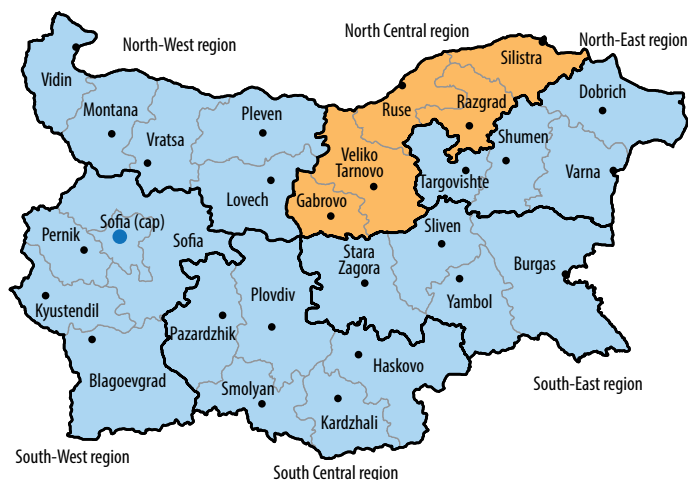
Place	Name of company	City	Sales revenue (Th. BGN) 2014
1	OLIVA AD	KNEZHA	340 058
2	PALFINGER PRODUKTIONSTECHNIK BULGARIEN EOOD	CHERVEN BRYAG	102 971
3	KALINEL EOOD	TROYAN	95 670
4	WELDE BULGARIA AD	TROYAN	49 139
5	ATOMENERGOREMONT AD	KOZLODUY	38 278
6	ZVEZDA AD	DOLNA MITROPOLIYA	28 420
7	FAUSTINA GRUP EOOD	VRATSA	19 409
8	IMPULS OOD	KULA	13 582
9	METIZI AD	ROMAN	12 453
10	LOMSKO PIVO AD	LOM	10 938

NORTHEAST REGION

DISTRICTS: VARNA, DOBRICH, TARGOVISHTA, SHUMEN

Place	Name of company	City	Sales revenue (Th. BGN) 2014
1	SOLVAY SODI AD	DEVNYA	405 780
2	ALCOMET AD	SHUMEN	293 535
3	DEVEN AD	DEVNYA	143 732
4	BG AGRO AD	VARNA	130 562
5	DEVNYA TSIMENT AD	DEVNYA	98 558
6	MADARA - SFK OOD	SHUMEN	88 851
7	ALBENA AD	OBROCHISHTA	74 610
8	KLAS OLIO EOOD	KARAPELIT	67 038
9	PLANEKS OOD	VARNA	61 964
10	PRIMEX EOOD	KASPICHAN	49 354

TOP 10X6 COMPANIES CLASSIFIED ON MAXIMUM VALUE OF SALES REVENUE AND PROFIT FOR 2014 INTO NATIONAL PLANNING REGIONS



NORTH CENTRAL REGION

DISTRICTS: VELIKO TARNOVO, GABROVO, RAZGRAD, RUSE, SILISTRA

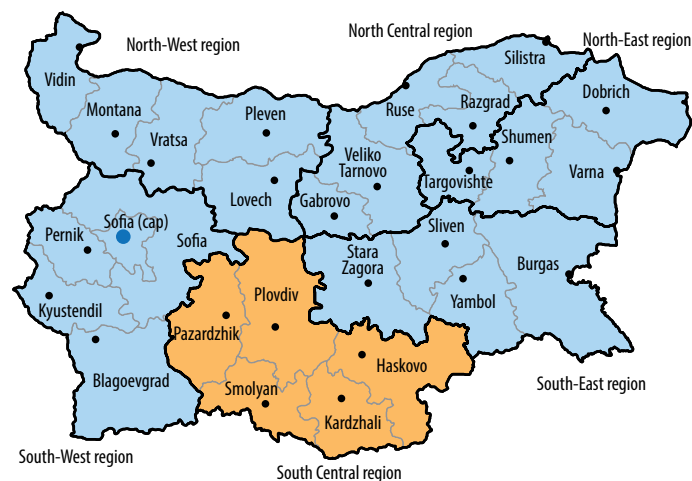
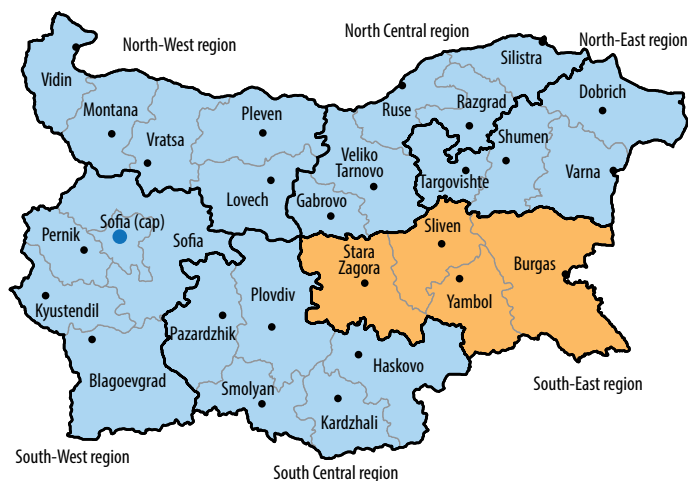
Place	Name of company	City	Sales revenue (Th. BGN) 2014
1	STING AD	RAZGRAD	467 527
2	MONTYUPE EOOD	RUSE	189 988
3	SVILOZA AD	SVISHTOV	107 848
4	SVILOSEL EAD	SVISHTOV	104 418
5	VEDIMA OOD	RUSE	78 865
6	STROITELNO OBOURDVANE EOOD	RUSE	75 658
7	EKONT EXPRESS OOD	RUSE	74 280
8	EMKA AD	SEVLIEVO	74 164
9	PRESTIGE 96 AD	VELIKO TARNOVO	56 885
10	ORGACHIM AD	RUSE	54 824

SOUTHWEST REGION

DISTRICTS: SOFIA - TOWN, SOFIA - DISTRICT, BLAGOEVGRAD, KYIUSTENDIL, PERNIK

Place	Name of company	City	Sales revenue (Th. BGN) 2014
1	AURUBIS BULGARIA AD	PIRDOP	4 131 798
2	EKO BULGARIA EAD	SOFIA	684 242
3	BULGARTABAK - HOLDING AD	SOFIA	510 778
4	LUKOIL AVIATION BULGARIA EOOD	SOFIA	280 180
5	MONBAT AD	SOFIA	247 091
6	GLAVBOLGARSTROY AD	SOFIA	220 852
7	BILDKOM EOOD	SOFIA	170 130
8	DUTI FREE EOOD	SOFIA	144 888
9	HANIUEL EOOD	SOFIA	137 234
10	TRACE GROUP HOLD AD	SOFIA	134 710

TOP 10X6 COMPANIES CLASSIFIED ON MAXIMUM VALUE OF SALES REVENUE AND PROFIT FOR 2014 INTO NATIONAL PLANNING REGIONS



SOUTHEAST REGION

DISTRICTS: BURGAS, SLIVEN, STARA ZAGORA, YAMBOL

Place	Name of company	City	Sales revenue (Th. BGN) 2014
1	SEVAN OOD	BURGAS	406 177
2	NAFTA TRADING AD	BURGAS	323 042
3	E.MIROLIO EAD	SLIVEN	216 708
4	KRONOSHPAN BULGARIA EOOD	BURGAS	175 078
5	RITAM 4 TB OOD	STARA ZAGORA	132 198
6	VYAND OYL OOD	BURGAS	98 450
7	NURSAN OTOMOTIV EOOD	BURGAS	78 032
8	VAYA-7 EAD	BURGAS	76 519
9	BISER OLIVA AD	STARA ZAGORA	73 925
10	KUSH MODA OOD	BURGAS	71 003

SOUTH CENTRAL REGION

DISTRICTS: KARDZHALI, PAZARDZHIK, PLOVDIV, SMOLIAN, HASKOVO

Place	Name of company	City	Sales revenue (Th. BGN) 2014
1	BIOVET AD	PESHTERA	194 036
2	TEKLAS BULGARIA AD	KARDZHALI	130 365
3	EURO FERT AD	DIMITROVGRAD	125 928
4	GOTMAR EOOD	SAEDINENIE	112 639
5	YURIY GAGARIN AD	PLOVDIV	88 491
6	FILKAB AD	PLOVDIV	66 268
7	DUNAPAK - RODINA AD	PLOVDIV	63 851
8	PRIMEX- AVG OOD	PLOVDIV	60 976
9	PNEVMATIKA SERTA AD	KARDZHALI	57 450
10	PIM OOD	HASKOVO	29 681



The Global Language of Business

Global standards for
barcode marking, electronic
data interchange and...
much more

GS1 Bulgaria Council
at BCCI

9, Iskar Str.
1058 Sofia, Bulgaria
T +359 2 8117 567, 570, 571
E gs1bulgaria@gs1bg.org

www.gs1bg.org



PENKOV · MARKOV & PARTNERS

ATTORNEYS AT LAW



With a team of over 50 lawyers – partners and associates, and office network covering the territory of the entire country, the firm is among the leaders in the provision of legal services in:

- CORPORATE & COMMERCIAL
- ENERGY & RENEWABLES
- BANKING & FINANCE
- TMT
- COMPETITION
- M&A
- DISPUTE RESOLUTION
- TAX
- INSOLVENCY
- PUBLIC PROCUREMENT
- LITIGATION & ARBITRATION
- REAL ESTATE
- PHARMACEUTICAL

For our Clients and other interested persons **Penkov, Markov & Partners** publish our own Newspaper • **Lega InterConsult News** • updated information & comments in approximately 2,200 copies in 3 languages.

Penkov, Markov & Partners is the first Bulgarian law firm certified under Quality Management System **ISO 9001:2008** by **BVQI**.

Member
LexMundi
World Ready

FIRST LAW
INTERNATIONAL

ASSOCIATED MEMBER
EUROJURIS
DEUTSCHLAND

lawyers@penkov-markov.eu • www.penkov-markov.eu
Tel: +359 2 971 39 35 • Fax: +359 2 971 11 91
1113 Sofia, 13B Tintyava str., floor 6

We bring your
bravest ideas to life!



25 years
software solutions
for your business!

