

**15.50-16.10 – Боян Атанасов
собственик на стартап в областта на
Финтех индустрията „Zenner Trading LLC.“**

Презентация на тема:

**Иновационна система от тип „решетка“
за търговия на световните валутни борси**

„ФОРЕКС ГАМБИТ“

**Как да търгуваме валути заедно с умните пари и
да бъдем винаги от правилната страна на пазара?**

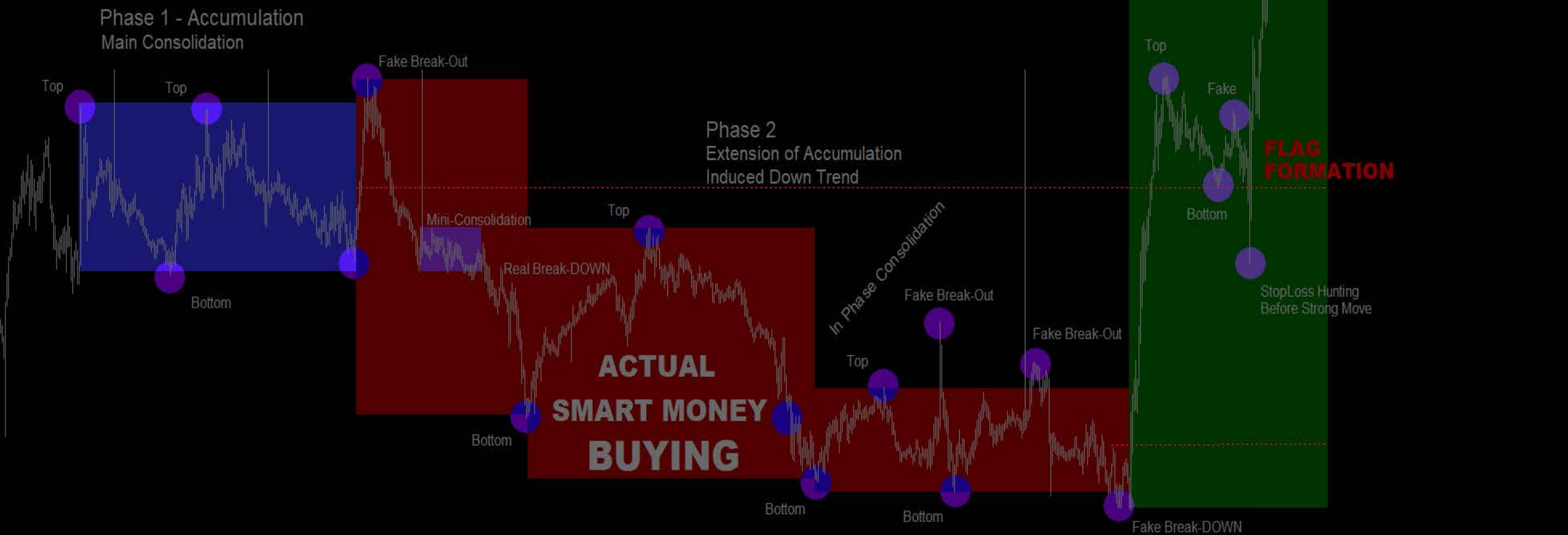
Фундаментален Работен Цикъл на Умните Пари

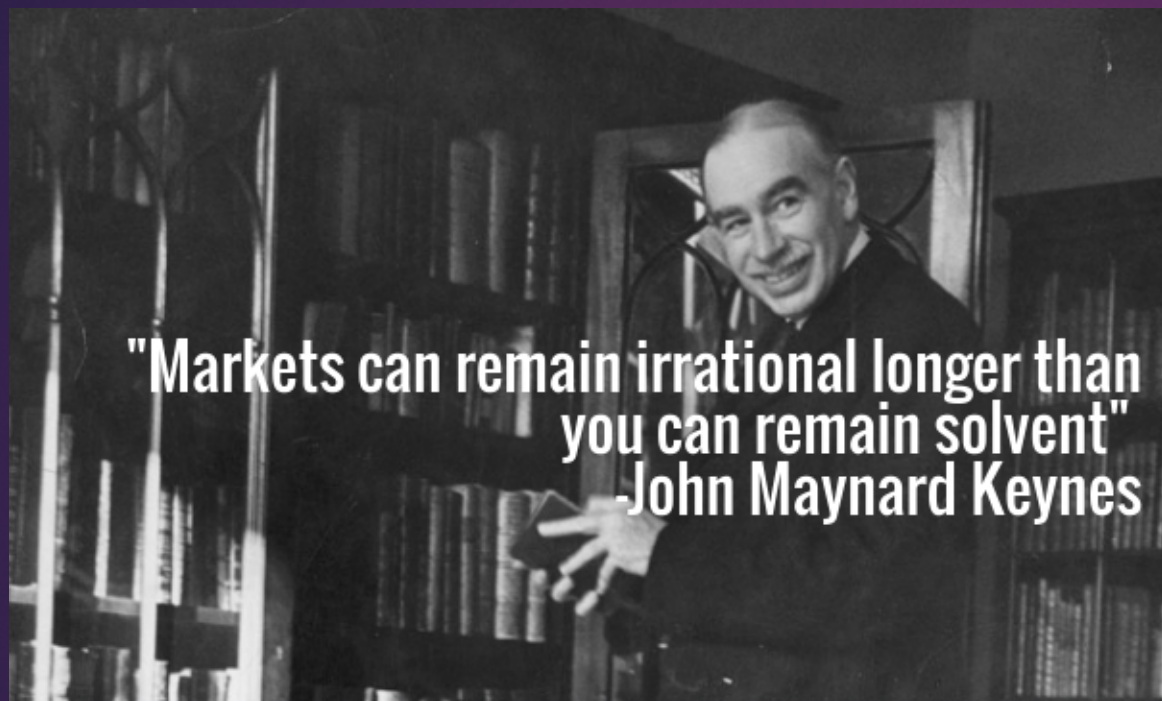
Изкуството на Активната Ценова Търговия

- ОБРАТНО ПРОПОРЦИОНАЛНА ПРИЧИННО-СЛЕДСТВЕНА ВРЪЗКА
МЕЖДУ КУПУВАНЕ И ПРЕДЛАГАНЕ
- ЗАЕМАНЕ НА КОНТРА ПОЗИЦИЯ

The Fundamental Smart Money Lifecycle

The Art of Price Action Trading Revealed





Пазарите могат да останат иррационални по-дълго отколкото Вие можете да останете платежоспособен...

Обратно-инжениране на фразата

АКО ВИЕ ОСТАНЕТЕ ПЛАТЕЖОСПОСОБЕН, ДОКАТО ПАЗАРИТЕ ДЕЙСТВАТ НЕРАЦИОНАЛНО, ТОГАВА ИМА ВЕРОЯТНОСТ ДА НАДДЕЛЕЕТЕ НАД ПАЗАР...

И това е точно каквото предлага
уникалната системата от тип решетка

ФОРЕКС ГАМБИТ

Какво Представява...

МАРКЕТ-НЕУТРАЛНА, АВТОМАТИЗИРАНА ТРЕЙДИНГ СИСТЕМА, СПОСОБНА ДА РЕАГИРА НА ВСИЧКИ КОМБИНАЦИИ И ПЕРМУТАЦИИ В ДВИЖЕНИЯТА НА ВАЛУТНИЯ ПАЗАР (НАГОРЕ И НАДОЛУ), ПО НАЧИН ПОСТИГАЩ КРАЕН НЕТО ПОЗИТИВЕН РЕЗУЛТАТ, ИЗПОЛЗВАЙКИ ПРЕДВАРИТЕЛНО ЗАДАДЕНА СХЕМА ЗА ОСЪЩЕСТВЯВАНЕ НА ОПРЕДЕЛЕН КРАЕН БРОЙ РАЗНОПОСОЧНИ ЗАЛОЗИ, С ДИНАМИЧНО ПРОМЕНЯЩ СЕ РАЗМЕР НА ЗАЛОГА (ПО-ГОЛЯМ ОТ ЕДНО И ПО-МАЛЪК ОТ 2), ПРЕДВАРИТЕЛНО СЪИЗМЕРИМ СЪОТВЕТНО С ИНВЕСТИЦИОННИЯ КАПИТАЛ И РИСКОВ АПЕТИТ НА КЛИЕНТА (ОТ КОНСЕРВАТИВЕН ДО АГРЕСИВЕН)...

ZennerGUN Z4 Active Grid Strategy



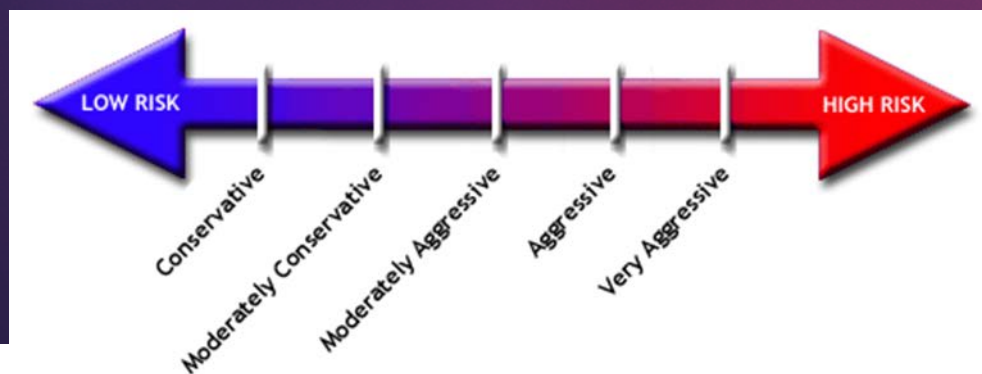
Fig 1.1. ZennerGUN Z4 Initial Setup.

There is a way in which 4 Automated Trading Software Systems can be arranged to work concurrently in such a way, that at all times one part of the system produces direct profit, while the others coil up and get ready to produce profit on the next swing of the market.

Принцип на увеличаване на залога, където залога Z е $(1 < Z < 2)$

ВАЛУТНАТА ДВОЙКА GBP/AUD ПРЕТЪРПЯВА 10 ПОРЕДНИ ЗАГУБИ НА СТОЙНОСТ \$1060.59, ПРЕДИ ДА ПОСТИГНЕ КРАЙНА ПЕЧАЛБА ОТ \$1185.30, КАТО ПО ТОЗИ НАЧИН СЕ РЕАЛИЗИРА НЕТО ПЕЧАЛБА ОТ \$124.71

A	B	C	D
	GBP/AUD		
	Lots	Losses	Profits
	0.13 MainPos	30.38	-
	0.17 Hedge1	42.78	-
	0.21 Hedge2	47.08	-
	0.27 Hedge3	61.8	-
	0.33 Hedge4	79.52	-
	0.42 Hedge5	96.13	-
	0.52 Hedge6	118.82	-
	0.65 Hedge7	155.23	-
	0.82 Hedge8	189.3	-
	1.03 Hedge9	239.55	-
	1.29 Hedge10	-	1185.3
	Total	1060.59	1185.3
	NET Profit	124.71	



THE FOREX ADVANTAGE OVER MARTINGALE

THE SECRET OF KEEPING THE ODDS IN YOUR FAVOUR

CORE DIFFERENCE

ROULETT - CLASIC MARTINGALE DOUBLE UP					FOREX - ZENNER TRADING'S SYSTEM OF SLOWED DOWN DOUBLING UP										
Try	Bet		Loosing	Funds	Theoretical	Times	Actual				Chance				
	Amount	Color	Cost	Required	Double Up	Greater	1.10 Up	Direction	Odds	Outcomes	To Win	To Lose	Winning to Loosing	Ratio	Diff
1	1	RED	0	1	1	1.00	1.00	LONG	1 : 1	2	1	1	50.00 / 50.00	50.00	-
2	2	BLACK	1	3	2	1.82	1.10	SHORT	2 : 1	3	2	1	66.67 / 33.33	33.33	16.67
3	4	RED	3	7	4	3.31	1.21	LONG	3 : 1	4	3	1	75.00 / 25.00	25.00	8.33
4	8	BLACK	7	15	8	6.01	1.33	SHORT	4 : 1	5	4	1	80.00 / 20.00	20.00	5.00
5	16	RED	15	31	16	10.93	1.46	LONG	5 : 1	6	5	1	83.33 / 16.67	16.67	3.33
6	32	BLACK	31	63	32	19.87	1.61	SHORT	6 : 1	7	6	1	85.71 / 14.29	14.29	2.38
7	64	RED	63	127	64	36.13	1.77	LONG	7 : 1	8	7	1	87.50 / 12.50	12.50	1.79
8	128	BLACK	127	255	128	65.68	1.95	SHORT	8 : 1	9	8	1	88.89 / 11.11	11.11	1.39
9	256	RED	255	511	256	119.43	2.14	LONG	9 : 1	10	9	1	90.00 / 10.00	10.00	1.11
10	512	BLACK	511	1,023	512	217.14	2.36	SHORT	10 : 1	11	10	1	90.91 / 9.09	9.09	0.91
11	1,024	RED	1,023	2,047	1,024	394.80	2.59	LONG	11 : 1	12	11	1	91.67 / 8.33	8.33	0.76
12	2,048	BLACK	2,047	4,095	2,048	717.81	2.85	SHORT	12 : 1	13	12	1	92.31 / 7.69	7.69	0.64
13	4,096	RED	4,095	8,191	4,096	1,305.11	3.14	LONG	13 : 1	14	13	1	92.86 / 7.14	7.14	0.55
14	8,192	BLACK	8,191	16,383	8,192	2,372.93	3.45	SHORT	14 : 1	15	14	1	93.33 / 6.67	6.67	0.48
15	16,384	RED	16,383	32,767	16,384	4,314.42	3.80	LONG	15 : 1	16	15	1	93.75 / 6.25	6.25	0.42
16	32,768	BLACK	32,767	65,535	32,768	7,844.40	4.18	SHORT	16 : 1	17	16	1	94.12 / 5.88	5.88	0.37
17	65,536	RED	65,535	131,071	65,536	14,262.54	4.59	LONG	17 : 1	18	17	1	94.44 / 5.56	5.56	0.33
18	131,072	BLACK	131,071	262,143	131,072	25,931.90	5.05	SHORT	18 : 1	19	18	1	94.74 / 5.26	5.26	0.29
19	262,144	RED	262,143	524,287	262,144	47,148.90	5.56	LONG	19 : 1	20	19	1	95.00 / 5.00	5.00	0.26
20	524,288	BLACK	524,287	1,048,575	524,288	85,725.28	6.12	SHORT	20 : 1	21	20	1	95.24 / 4.76	4.76	0.24
21	1,048,576	RED	1,048,575	2,097,151	1,048,576	155,864.14	6.73	LONG	21 : 1	22	21	1	95.45 / 4.55	4.55	0.22
22	2,097,152	BLACK	2,097,151	4,194,303	2,097,152	283,389.35	7.40	SHORT	22 : 1	23	22	1	95.65 / 4.35	4.35	0.20
23	4,194,304	RED	4,194,303	8,388,607	4,194,304	515,253.36	8.14	LONG	23 : 1	24	23	1	95.83 / 4.17	4.17	0.18
24	8,388,608	BLACK	8,388,607	16,777,215	8,388,608	936,824.29	8.95	SHORT	24 : 1	25	24	1	96.00 / 4.00	4.00	0.17
25	16,777,216	RED	16,777,215	33,554,431	16,777,216	1,703,316.89	9.85	LONG	25 : 1	26	25	1	96.15 / 3.85	3.85	0.15
26	33,554,432	BLACK	33,554,431	67,108,863	33,554,432	3,096,939.79	10.83	SHORT	26 : 1	27	26	1	96.30 / 3.70	3.70	0.14
27	67,108,864	RED	67,108,863	134,217,727	67,108,864	5,630,799.63	11.92	LONG	27 : 1	28	27	1	96.43 / 3.57	3.57	0.13
28	134,217,728	BLACK	134,217,727	268,435,455	134,217,728	10,237,817.50	13.11	SHORT	28 : 1	29	28	1	96.55 / 3.45	3.45	0.12
29	268,435,456	RED	268,435,455	536,870,911	268,435,456	18,614,213.64	14.42	LONG	29 : 1	30	29	1	96.67 / 3.33	3.33	0.11
30	536,870,912	BLACK	536,870,911	1,073,741,823	536,870,912	33,844,024.80	15.86	SHORT	30 : 1	31	30	1	96.77 / 3.23	3.23	0.11
31	1,073,741,824	RED	1,073,741,823	2,147,483,647	1,073,741,824	61,534,590.55	17.45	LONG	31 : 1	32	31	1	96.88 / 3.13	3.13	0.10
32	2,147,483,648	BLACK	2,147,483,647	4,294,967,295	2,147,483,648	111,881,073.73	19.19	SHORT	32 : 1	33	32	1	96.97 / 3.03	3.03	0.09
33	4,294,967,296	RED	4,294,967,295	8,589,934,591	4,294,967,296	203,420,134.06	21.11	LONG	33 : 1	34	33	1	97.06 / 2.94	2.94	0.09
34	8,589,934,592	BLACK	8,589,934,591	17,179,869,183	8,589,934,592	369,854,789.20	23.23	SHORT	34 : 1	35	34	1	97.14 / 2.86	2.86	0.08
35	17,179,869,184	RED	17,179,869,183	34,359,738,367	17,179,869,184	672,463,253.08	25.55	LONG	35 : 1	36	35	1	97.22 / 2.78	2.78	0.08
36	34,359,738,368	BLACK	34,359,738,367	68,719,476,735	34,359,738,368	1,222,660,460.15	28.10	SHORT	36 : 1	37	36	1	97.30 / 2.70	2.70	0.08

GBP/AUD

Fractal Latest & Greatest

Fractal means one parallel robot working in the blind spot of the other complementing each other

CURRENT PARAMETERS

OUTPUT

Try #	Series #	Shot #	Desired Net Profit	Required Profit	Actual Net Loss	Actual Loss + Commission	Total Actual Loss + Floating Commission	Total Actual Loss + Last Commission Included	Total Actual Loss + Margin Required	Actual Profit	St. Pips (spread included)	TP Pips	Distance b/w positions	Tick Based on AUD/USD	Tick Value for This Pair	Commission Based on GBP/USD	This Pair's Price	Actual St.	Actual Break Event Pips	Actual TP	Actual Notional	Commission Cost Notional	Commission Cost Flat	Required Lots RoundUp	Position Type
0	0	0	250,00	\$250,00	\$83,03	\$83,03	\$0,00	\$83,03	\$421,01	\$250,11	8,3	25,0	8,3	0,76368	0,76368	1,29000	1,70000	1,69917	0,00000	1,70250	\$ 168 990,00	\$0,00	\$0,00	1,3100	Long
1	1	1	250,00	\$333,03	\$110,80	\$110,80	\$83,03	\$193,84	\$645,05	\$333,75	8,3	25,0	8,3	0,76285	0,76285	1,28917	1,69917	1,70000	0,00062	1,69667	\$ 225 604,75	\$0,00	\$0,00	1,7500	Short
2	1	2	250,00	\$443,84	\$147,69	\$147,69	\$193,84	\$341,53	\$942,67	\$444,84	8,3	25,0	8,3	0,76368	0,76368	1,29000	1,70000	1,69917	0,00109	1,70250	\$ 300 570,00	\$0,00	\$0,00	2,3300	Long
3	1	3	250,00	\$591,53	\$196,91	\$196,91	\$341,53	\$538,44	\$1 340,31	\$593,12	8,3	25,0	8,3	0,76285	0,76285	1,28917	1,69917	1,70000	0,00144	1,69667	\$ 400 931,87	\$0,00	\$0,00	3,1100	Short
4	1	4	250,00	\$788,44	\$261,78	\$261,78	\$538,44	\$800,22	\$1 865,76	\$788,50	8,3	25,0	8,3	0,76368	0,76368	1,29000	1,70000	1,69917	0,00171	1,70250	\$ 532 770,00	\$0,00	\$0,00	4,1300	Long
5	1	5	250,00	\$1 050,22	\$348,87	\$348,87	\$800,22	\$1 149,10	\$2 569,76	\$1 050,83	8,3	25,0	8,3	0,76285	0,76285	1,28917	1,69917	1,70000	0,00190	1,69667	\$ 710 332,67	\$0,00	\$0,00	5,5100	Short
6	1	6	250,00	\$1 399,10	\$464,62	\$464,62	\$1 149,10	\$1 613,71	\$3 504,85	\$1 399,44	8,3	25,0	8,3	0,76368	0,76368	1,29000	1,70000	1,69917	0,00205	1,70250	\$ 945 570,00	\$0,00	\$0,00	7,3300	Long
7	2	1	250,00	\$1 863,71	\$619,24	\$619,24	\$1 613,71	\$2 232,95	\$4 754,57	\$1 865,17	8,3	25,0	8,3	0,76285	0,76285	1,28917	1,69917	1,70000	0,00216	1,69667	\$ 1 260 808,26	\$0,00	\$0,00	9,7800	Short
8	2	2	250,00	\$2 482,95	\$824,64	\$824,64	\$2 232,95	\$3 057,59	\$6 414,17	\$2 483,87	8,3	25,0	8,3	0,76368	0,76368	1,29000	1,70000	1,69917	0,00225	1,70250	\$ 1 678 290,00	\$0,00	\$0,00	13,0100	Long
9	2	3	250,00	\$3 307,59	\$1 098,54	\$1 098,54	\$3 057,59	\$4 156,14	\$8 629,56	\$3 308,86	8,3	25,0	8,3	0,76285	0,76285	1,28917	1,69917	1,70000	0,00231	1,69667	\$ 2 236 709,95	\$0,00	\$0,00	17,3500	Short
10	2	4	250,00	\$4 406,14	\$1 462,94	\$1 462,94	\$4 156,14	\$5 619,07	\$11 573,71	\$4 406,43	8,3	25,0	8,3	0,76368	0,76368	1,29000	1,70000	1,69917	0,00236	1,70250	\$ 2 977 320,00	\$0,00	\$0,00	23,0800	Long
11	2	5	250,00	\$5 869,07	\$1 948,88	\$1 948,88	\$5 619,07	\$7 567,95	\$15 504,09	\$5 870,13	8,3	25,0	8,3	0,76285	0,76285	1,28917	1,69917	1,70000	0,00239	1,69667	\$ 3 968 065,26	\$0,00	\$0,00	30,7800	Short
12	2	6	250,00	\$7 817,95	\$2 595,63	\$2 595,63	\$7 567,95	\$10 163,59	\$20 728,69	\$7 818,17	8,3	25,0	8,3	0,76368	0,76368	1,29000	1,70000	1,69917	0,00242	1,70250	\$ 5 282 550,00	\$0,00	\$0,00	40,9500	Long
13	3	1	250,00	\$10 413,59	\$3 457,72	\$3 457,72	\$10 163,59	\$13 621,31	\$27 701,62	\$10 414,81	8,3	25,0	8,3	0,76285	0,76285	1,28917	1,69917	1,70000	0,00244	1,69667	\$ 7 040 157,37	\$0,00	\$0,00	54,6100	Short
14	3	2	250,00	\$13 871,31	\$4 605,59	\$4 605,59	\$13 621,31	\$18 226,89	\$36 973,17	\$13 872,25	8,3	25,0	8,3	0,76368	0,76368	1,29000	1,70000	1,69917	0,00245	1,70250	\$ 9 373 140,00	\$0,00	\$0,00	72,6600	Long
15	3	3	250,00	\$18 476,89	\$6 134,74	\$6 134,74	\$18 226,89	\$24 361,63	\$49 343,17	\$18 478,13	8,3	25,0	8,3	0,76285	0,76285	1,28917	1,69917	1,70000	0,00247	1,69667	\$ 12 490 768,13	\$0,00	\$0,00	96,8900	Short
16	3	4	250,00	\$24 611,63	\$8 171,65	\$8 171,65	\$24 361,63	\$32 533,28	\$65 794,64	\$24 613,41	8,3	25,0	8,3	0,76368	0,76368	1,29000	1,70000	1,69917	0,00247	1,70250	\$ 16 630 680,00	\$0,00	\$0,00	128,9200	Long
17	3	5	250,00	\$32 783,28	\$10 884,11	\$10 884,11	\$32 533,28	\$43 417,40	\$87 739,06	\$32 783,48	8,3	25,0	8,3	0,76285	0,76285	1,28917	1,69917	1,70000	0,00248	1,69667	\$ 22 160 832,30	\$0,00	\$0,00	171,9000	Short
18	3	6	250,00	\$43 667,40	\$14 498,15	\$14 498,15	\$43 417,40	\$57 915,55	\$116 927,89	\$43 669,13	8,3	25,0	8,3	0,76368	0,76368	1,29000	1,70000	1,69917	0,00249	1,70250	\$ 29 506 170,00	\$0,00	\$0,00	228,7300	Long
19	4	1	250,00	\$58 165,55	\$19 311,55	\$19 311,55	\$57 915,55	\$77 227,10	\$155 866,47	\$58 167,31	8,3	25,0	8,3	0,76285	0,76285	1,28917	1,69917	1,70000	0,00249	1,69667	\$ 39 319 685,00	\$0,00	\$0,00	305,0000	Short
20	4	2	250,00	\$77 477,10	\$25 722,45	\$25 722,45	\$77 227,10	\$102 949,54	\$207 648,52	\$77 477,25	8,3	25,0	8,3	0,76368	0,76368	1,29000	1,70000	1,69917	0,00249	1,70250	\$ 52 349 490,00	\$0,00	\$0,00	405,8100	Long
21	4	3	250,00	\$103 199,54	\$34 262,48	\$34 262,48	\$102 949,54	\$137 212,03	\$276 733,74	\$103 200,26	8,3	25,0	8,3	0,76285	0,76285	1,28917	1,69917	1,70000	0,00249	1,69667	\$ 69 760 856,21	\$0,00	\$0,00	541,1300	Short
22	4	4	250,00	\$137 462,03	\$45 637,52	\$45 637,52	\$137 212,03	\$182 849,54	\$368 609,54	\$137 462,40	8,3	25,0	8,3	0,76368	0,76368	1,29000	1,70000	1,69917	0,00250	1,70250	\$ 92 880 000,00	\$0,00	\$0,00	720,0000	Long
23	4	5	250,00	\$183 099,54	\$60 789,59	\$60 789,59	\$182 849,54	\$243 639,13	\$491 182,98	\$183 101,16	8,3	25,0	8,3	0,76285	0,76285	1,28917	1,69917	1,70000	0,00250	1,69667	#####	\$0,00	\$0,00	960,0900	Short
24	4	6	250,00	\$243 889,13	\$80 971,73	\$80 971,73	\$243 639,13	\$324 610,86	\$654 192,96	\$243 890,75	8,3	25,0	8,3	0,76368	0,76368	1,29000	1,70000	1,69917	0,00250	1,70250	#####	\$0,00	\$0,00	1277,4500	Long

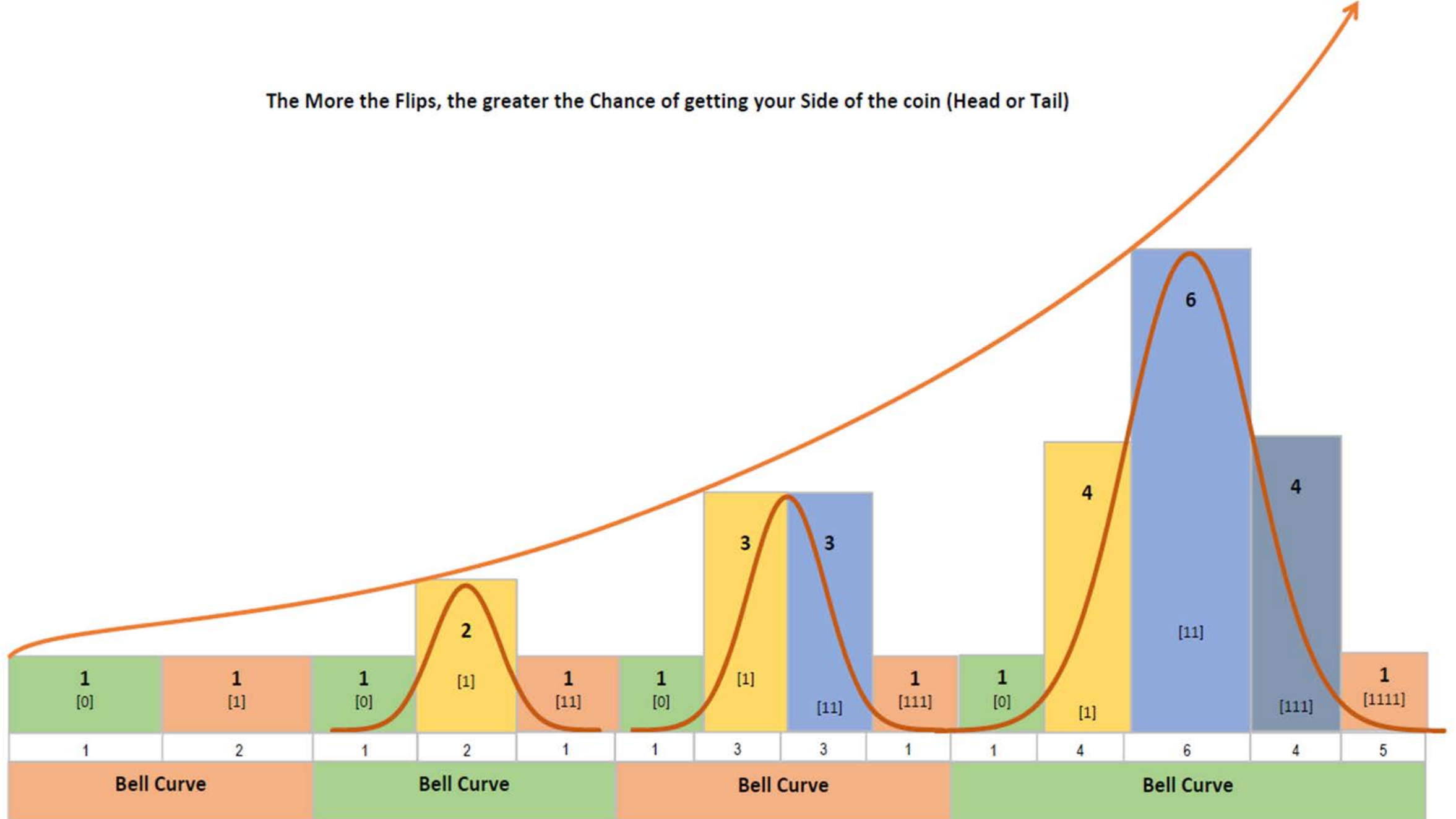
Profit Loss Statement

Trans Num	Trans Seq #	Ticket #	Open Time	Type	Size	Item	Price	S/L	T/P	Close Time	Price	Robot Name	Commission	Profit	Comm/Pro	Total	NET Profit	Profit	Frequency
1	1	22946457	2013.10.21 05:33	sell	0.13	gbpusd.lmx	1.61710	0.00000	1.60510	2013.10.21 06:00	1.61770	Top_Satellit	-\$1.05	-\$7.80	-8.85	1			
2		22946980	2013.10.21 06:00	buy	0.30	gbpusd.lmx	1.61771	0.00000	1.62971	2013.10.21 06:06	1.61708	Top_Satellit	-\$2.43	-\$18.90	-21.33	1			
3		22947158	2013.10.21 06:06	sell	0.71	gbpusd.lmx	1.61708	1.61648	1.60508	2013.10.21 07:13	1.61648	ST_CounterBalance_02[sl]	-\$5.74	\$42.60	36.86	1	6.66	Hit in 3rd flip	
4	2	22950115	2013.10.21 07:13	sell	0.13	gbpusd.lmx	1.61645	0.00000	1.60445	2013.10.21 07:17	1.61714	Top_Satellit	-\$1.05	-\$8.97	-10.02	2			
5		22950338	2013.10.21 07:17	buy	0.32	gbpusd.lmx	1.61712	1.61772	1.62912	2013.10.21 07:40	1.61772	Top_Satellit[sl]	-\$2.59	\$19.20	16.61	2	6.56	Hit in 2nd flip	
6	3	22951149	2013.10.21 07:40	sell	0.13	gbpusd.lmx	1.61772	1.61712	1.60572	2013.10.21 08:18	1.61712	Top_Satellit[sl]	-\$1.05	\$7.80	6.75	3	6.75	Direct Hit	
7	4	22952476	2013.10.21 08:18	sell	0.13	gbpusd.lmx	1.61712	0.00000	1.60512	2013.10.21 09:25	1.61777	Top_Satellit	-\$1.05	-\$8.45	-9.5	4			
8		22954572	2013.10.21 09:25	buy	0.31	gbpusd.lmx	1.61774	0.00000	1.62974	2013.10.21 09:30	1.61713	Top_Satellit	-\$2.51	-\$18.91	-21.42	4			
9		22954840	2013.10.21 09:30	sell	0.72	gbpusd.lmx	1.61713	1.61653	1.60513	2013.10.21 09:34	1.61653	ST_CounterBalance_02[sl]	-\$5.82	-\$43.20	37.38	4	6.46	Hit in 3rd flip	
10	5	22954995	2013.10.21 09:34	sell	0.13	gbpusd.lmx	1.61652	0.00000	1.60452	2013.10.21 09:47	1.61711	Top_Satellit	-\$1.05	-\$7.67	-8.72	5			
11		22955606	2013.10.21 09:47	buy	0.29	gbpusd.lmx	1.61711	0.00000	1.62911	2013.10.21 10:08	1.61633	Top_Satellit	-\$2.34	-\$22.62	-24.96	5			
12		22956261	2013.10.21 10:08	sell	0.77	gbpusd.lmx	1.61625	0.00000	1.60425	2013.10.21 10:38	1.61688	ST_CounterBalance_02	-\$6.22	-\$48.51	-54.73	5			
13		22957296	2013.10.21 10:39	buy	1.83	gbpusd.lmx	1.61682	0.00000	1.62882	2013.10.21 11:24	1.61622	ST_CounterBalance_03	-\$14.79	-\$109.80	-124.59	5			
14		22958423	2013.10.21 11:24	sell	4.23	gbpusd.lmx	1.61623	1.61563	1.60423	2013.10.21 11:40	1.61563	ST_CounterBalance_04[sl]	-\$34.18	\$253.80	219.62	5	6.62	Hit in 5th flip	
15	6	22959243	2013.10.21 11:40	sell	0.13	gbpusd.lmx	1.61553	1.61493	1.60353	2013.10.21 12:05	1.61493	Top_Satellit[sl]	-\$1.05	\$7.80	6.75	6	6.75	Direct Hit	
16	7	22960278	2013.10.21 12:05	sell	0.13	gbpusd.lmx	1.61492	0.00000	1.60292	2013.10.21 12:13	1.61558	Top_Satellit	-\$1.05	-\$8.58	-9.63	7			
17		22960561	2013.10.21 12:13	buy	0.31	gbpusd.lmx	1.61558	0.00000	1.62758	2013.10.21 12:14	1.61488	Top_Satellit	-\$2.50	-\$21.70	-24.2	7			
18		22960604	2013.10.21 12:14	sell	0.78	gbpusd.lmx	1.61490	1.61430	1.60290	2013.10.21 12:16	1.61430	ST_CounterBalance_02[sl]	-\$6.30	\$46.80	40.5	7	6.67	Hit in 3rd flip	
19	8	22960788	2013.10.21 12:16	sell	0.13	gbpusd.lmx	1.61423	1.61363	1.60223	2013.10.21 12:31	1.61363	Top_Satellit[sl]	-\$1.05	\$7.80	6.75	8	6.75	Direct Hit	
20	9	22962152	2013.10.21 12:31	sell	0.13	gbpusd.lmx	1.61361	0.00000	1.60161	2013.10.21 12:40	1.61421	Top_Satellit	-\$1.05	-\$7.80	-8.85	9			
21		22962549	2013.10.21 12:40	buy	0.30	gbpusd.lmx	1.61422	0.00000	1.62622	2013.10.21 13:11	1.61361	Top_Satellit	-\$2.42	-\$18.30	-20.72	9			
22		22963894	2013.10.21 13:11	sell	0.69	gbpusd.lmx	1.61363	0.00000	1.60163	2013.10.21 13:20	1.61430	ST_CounterBalance_02	-\$5.57	-\$46.23	-51.8	9			
23		22964696	2013.10.21 13:20	buy	1.69	gbpusd.lmx	1.61430	0.00000	1.62630	2013.10.21 13:46	1.61361	ST_CounterBalance_03	-\$13.64	-\$116.61	-130.25	9			
24		22965807	2013.10.21 13:46	sell	4.20	gbpusd.lmx	1.61361	0.00000	1.60161	2013.10.21 13:48	1.61421	ST_CounterBalance_04	-\$33.89	-\$252.00	-285.89	9			
25		22965904	2013.10.21 13:48	buy	9.71	gbpusd.lmx	1.61421	1.61481	1.62621	2013.10.21 14:10	1.61481	ST_CounterBalance_05[sl]	-\$78.37	\$582.60	504.23	9	6.72	Hit in 6th flip	
26	10	22967717	2013.10.21 14:11	sell	0.13	gbpusd.lmx	1.61468	0.00000	1.60268	2013.10.21 14:15	1.61527	Top_Satellit	-\$1.05	-\$7.67	-8.72	10			
27		22968074	2013.10.21 14:15	buy	0.29	gbpusd.lmx	1.61526	1.61586	1.62726	2013.10.21 14:19	1.61586	Top_Satellit[sl]	-\$2.34	\$17.40	15.06	10	6.34	Hit in 2nd flip	
28		22968602	2013.10.21 14:19	sell	0.13	gbpusd.lmx	1.61582	0.00000	1.60382	2013.10.21 14:25	1.61652	Top_Satellit	-\$1.05	-\$9.10	-10.15	10			
29		22969176	2013.10.21 14:25	buy	0.32	gbpusd.lmx	1.61651	0.00000	1.62851	2013.10.21 14:43	1.61591	Top_Satellit	-\$2.59	-\$19.20	-21.79	10			
30		22969915	2013.10.21 14:43	sell	0.74	gbpusd.lmx	1.61591	0.00000	1.60391	2013.10.21 14:50	1.61658	ST_CounterBalance_02	-\$5.98	-\$49.58	-55.56	10			
31		22970099	2013.10.21 14:50	buy	1.81	gbpusd.lmx	1.61658	0.00000	1.62858	2013.10.21 14:58	1.61600	ST_CounterBalance_03	-\$14.63	-\$104.98	-119.61	10			
32		22970401	2013.10.21 14:58	sell	4.11	gbpusd.lmx	1.61597	1.61537	1.60397	2013.10.21 15:15	1.61537	ST_CounterBalance_04[sl]	-\$33.21	\$246.60	213.39	10	12.6	Hit in 5th flip	
33	11	22970943	2013.10.21 15:15	sell	0.13	gbpusd.lmx	1.61531	0.00000	1.60331	2013.10.21 15:25	1.61587	Top_Satellit	-\$1.05	-\$7.28	-8.33	11			
34		22971327	2013.10.21 15:25	buy	0.29	gbpusd.lmx	1.61587	0.00000	1.62787	2013.10.21 15:33	1.61526	Top_Satellit	-\$2.34	-\$17.69	-20.03	11			
35		22971474	2013.10.21 15:33	sell	0.67	gbpusd.lmx	1.61524	1.61464	1.60324	2013.10.21 16:02	1.61464	ST_CounterBalance_02[sl]	-\$5.41	\$40.20	34.79	11	6.43	Hit in 3rd flip	
36	12	22972051	2013.10.21 16:02	sell	0.13	gbpusd.lmx	1.61465	0.00000	1.60265	2013.10.21 17:04	1.61529	Top_Satellit	-\$1.05	-\$8.32	-9.37	12			
37		22974263	2013.10.21 17:04	buy	0.31	gbpusd.lmx	1.61529	1.61589	1.62729	2013.10.21 17:09	1.61589	Top_Satellit[sl]	-\$2.50	\$18.60	16.1	12	6.75	Hit in 2nd flip	
38	13	22974754	2013.10.21 17:09	sell	0.13	gbpusd.lmx	1.61584	1.61524	1.60384	2013.10.21 17:59	1.61524	Top_Satellit[sl]	-\$1.05	\$7.80	6.75	13	6.75	Direct Hit	
39	14	22976956	2013.10.21 17:59	sell	0.13	gbpusd.lmx	1.61505	1.61445	1.60305	2013.10.21 21:22	1.61445	Top_Satellit[sl]	-\$1.05	\$7.80	6.75	14	6.75	Direct Hit	
40	15	22981384	2013.10.21 21:22	sell	0.13	gbpusd.lmx	1.61421	0.00000	1.60221	2013.10.21 22:56	1.61486	Top_Satellit	-\$1.05	-\$8.45	-9.5	15			
41		22982858	2013.10.21 22:56	buy	0.31	gbpusd.lmx	1.61486	0.00000	1.62686	2013.10.21 22:58	1.61431	Top_Satellit	-\$2.50	-\$17.05	-19.55	15			
42		22982890	2013.10.21 22:58	sell	0.68	gbpusd.lmx	1.61422	1.61362	1.60222	2013.10.21 23:11	1.61362	ST_CounterBalance_02[sl]	-\$5.49	\$40.80	35.31	15	6.26	Hit in 3rd flip	
43	16	22983311	2013.10.21 23:11	sell	0.13	gbpusd.lmx	1.61343	1.61283	1.60143	2013.10.21 23:15	1.61283	Top_Satellit[sl]	-\$1.05	\$7.80	6.75	16	6.75	Direct Hit	
44	17	22983538	2013.10.21 23:15	sell	0.13	gbpusd.lmx	1.61268	0.00000	1.60068	2013.10.21 23:24	1.61328	Top_Satellit	-\$1.05	-\$7.80	-8.85	17			
45		22983810	2013.10.21 23:24	buy	0.30	gbpusd.lmx	1.61328	0.00000	1.62528	2013.10.21 23:49	1.61255	Top_Satellit	-\$2.42	-\$21.90	-24.32	17			
46		22984235	2013.10.21 23:49	sell	0.76	gbpusd.lmx	1.61247	0.00000	1.60047	2013.10.21 23:56	1.61308	ST_CounterBalance_02[sl]	-\$6.13	-\$46.36	-52.49	17			
47		22984401	2013.10.21 23:56	buy	1.77	gbpusd.lmx	1.61308	0.00000	1.62508	2013.10.22 02:13	1.61253	ST_CounterBalance_03	-14.28	-97.35	-111.63	17			
48		22987081	2013.10.22 02:13	sell	3.92	gbpusd.lmx	1.61257	0.00000	1.60057	2013.10.22 02:34	1.61179	ST_CounterBalance_04	-31.61	305.76	274.15	17	76.9	Hit in 4th flip	

Probabilities Density for Flipping a Coin 4 Consecutive Times in a Row

Num of Outcomes	100/2 1 Flip (50/50)	100/4 2 Consec Flips (75/25)	100/8 3 Consec Flips (87,5/12,5)	100/16 4 Consec Flips (93,5/6,25)
1	0	00	000	0000
2	1	01	001	0001
3		10	010	0010
4		11	011	0011
5			100	0100
6			101	0101
7			110	0110
8			111	0111
9				1000
10				1001
11				1010
12				1011
13				1100
14				1101
15				1110
16				1111

The More the Flips, the greater the Chance of getting your Side of the coin (Head or Tail)



БЛАГОДАРЯ ЗА ВНИМАНИЕТО!

ЗА КОНТАКТИ
И ПОВЕЧЕ ИНФОРМАЦИЯ

Boyan Atanassov

Founder & CEO



Rectifying the Markets for You

Tel. (+359) 89 424 9558

Skype: BGBOYM3

E-Mail: boyan.atanassov@zennertrading.com