

11 ГОДИНИ BULGARIA IN FIGURES®
125 ГОДИНИ БЪЛГАРСКА ТЪРГОВСКО-ПРОМИШЛЕНА ПАЛАТА





INDEX OF ECONOMIC FREEDOM

Global Competitiveness Report



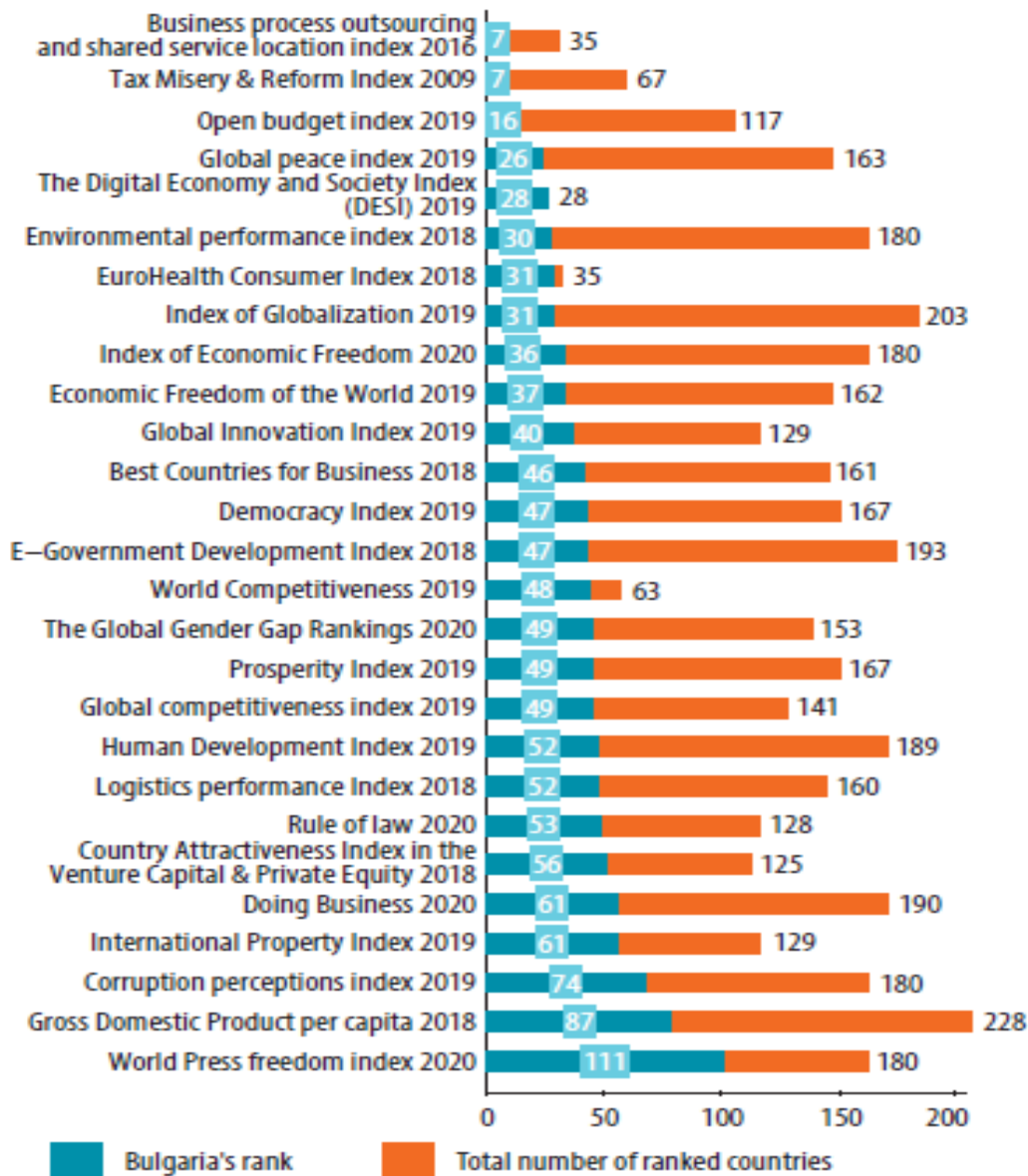
The Washington Times

INDEX OF ECONOMIC FREEDOM



WORLD ECONOMIC FORUM

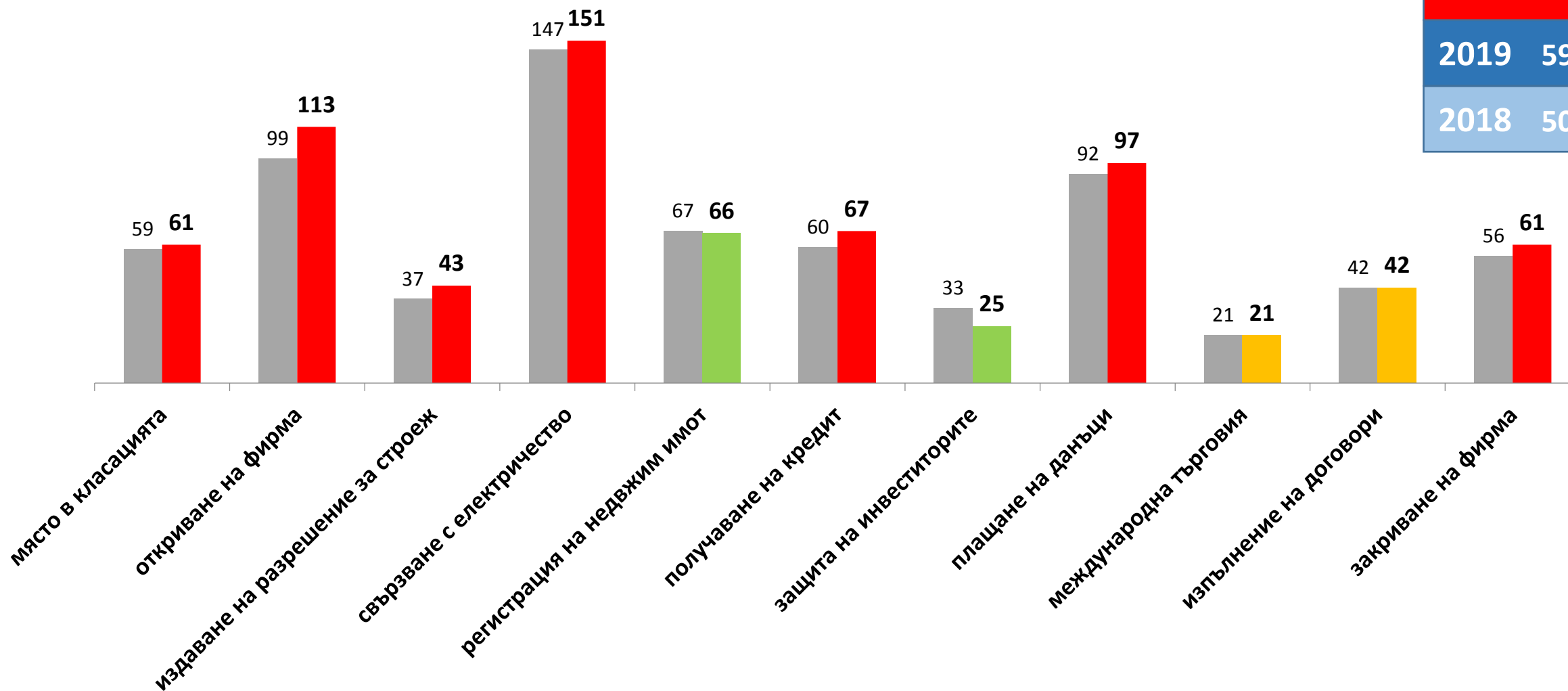
Bulgaria in international rankings



Source: Respective websites

Индекс на правене на бизнес, The World Bank, 2020

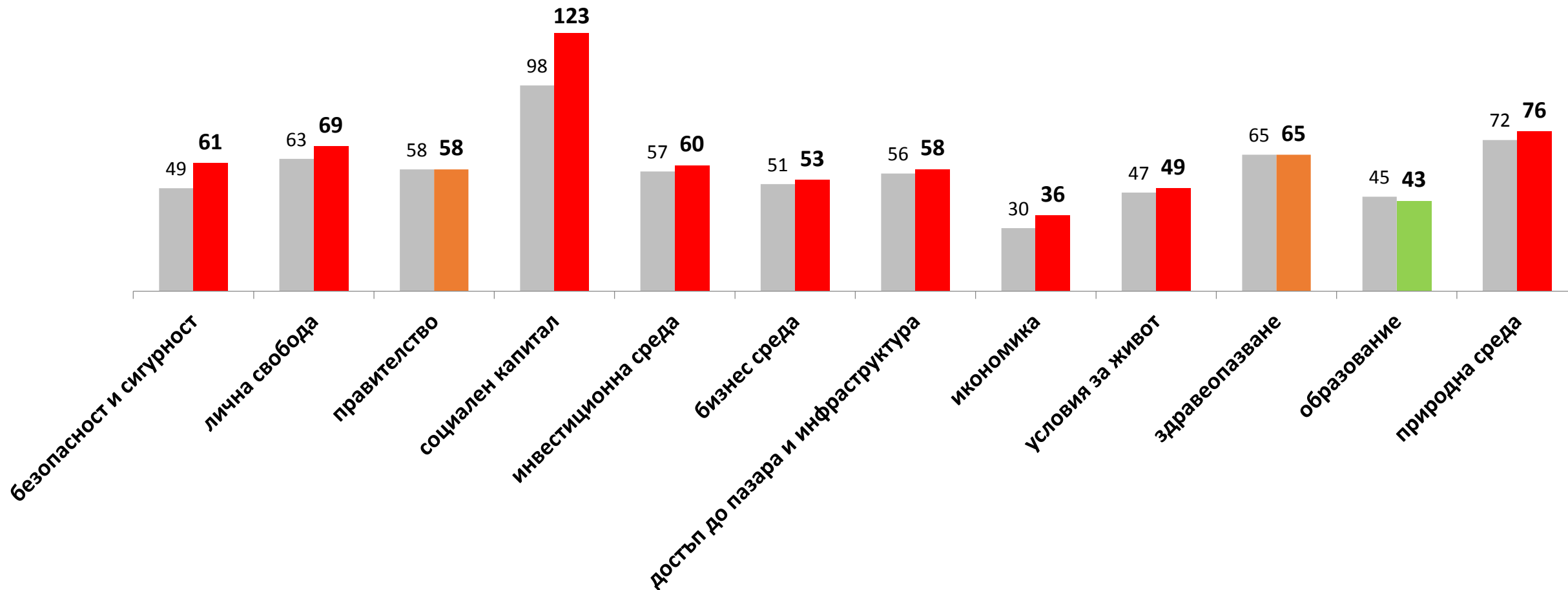
2020	61 / 190
2019	59 / 190
2018	50 / 190



МАКЕДОНИЯ	37	СЪРБИЯ	50	ХЪРВАТСКА	54	РУМЪНИЯ	56	БЪЛГАРИЯ
18	СЛОВЕНИЯ	44	ЧЕРНА ГОРА	51	КИПЪР	55	КОСОВО	61

Индекс на просперитет, Legatum Institute, 2019

2019 49 / 167
2018 47 / 149

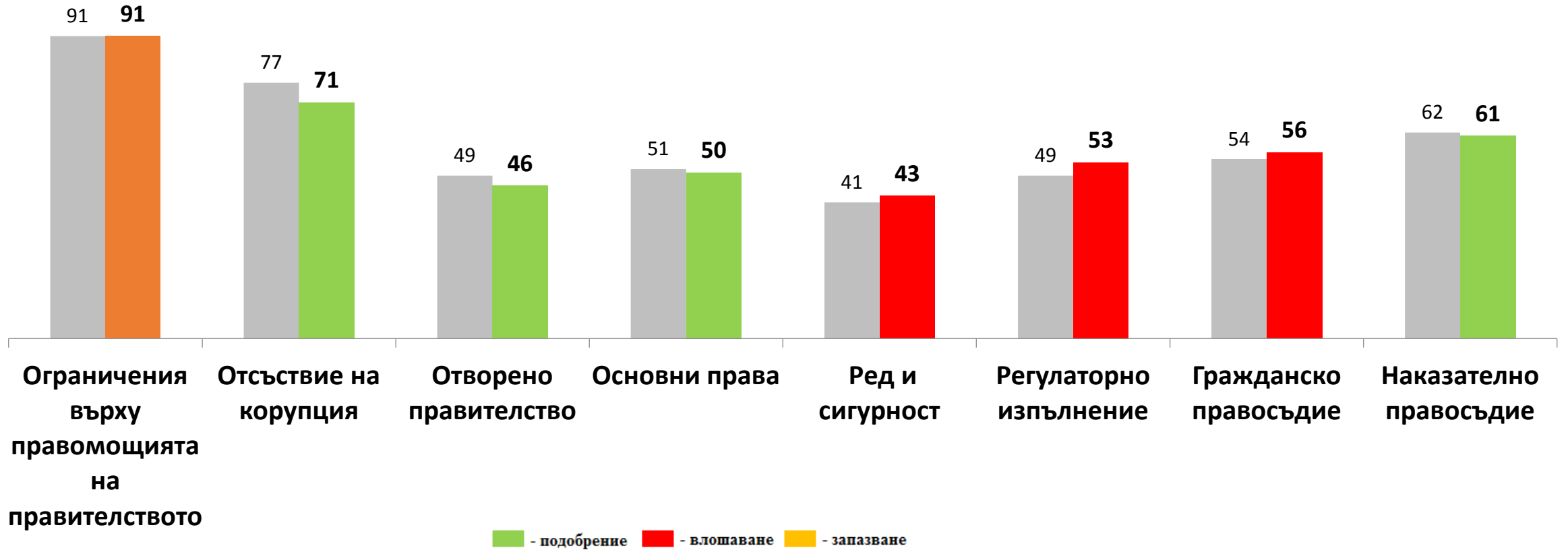


ГЪРЦИЯ	45	РУМЪНИЯ	49	ЧЕРНА ГОРА	52	МАКЕДОНИЯ
42	ХЪРВАТСКА	47	БЪЛГАРИЯ	50	СЪРБИЯ	54

Индекс за върховенство на закона, World Justice Project , 2020

2020 53 / 128

2019 54 / 126

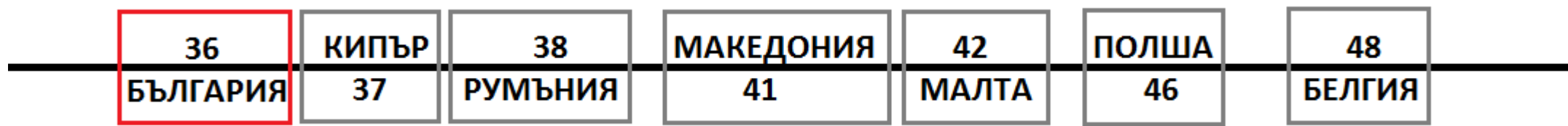
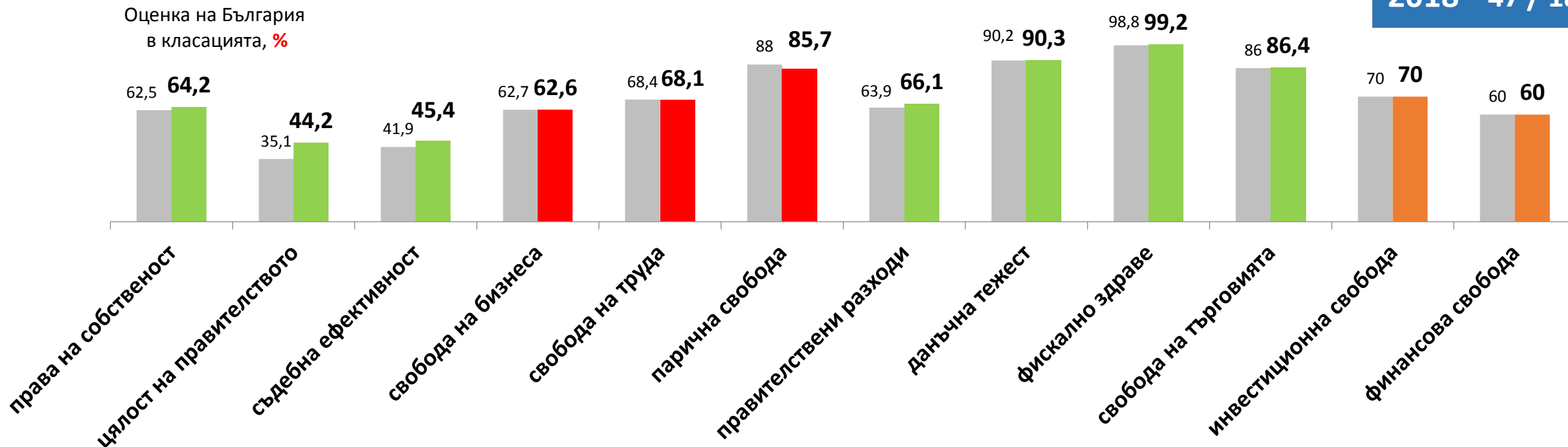


РУМЪНИЯ	39	ГЪРЦИЯ	42	БЪЛГАРИЯ	54	МАКЕДОНИЯ	75	АЛБАНИЯ
32	ХЪРВАТСКА	40	ГРУЗИЯ	53	КОСОВО	58	СЪРБИЯ	78

Индекс на икономическа свобода, The Heritage Foundation 2020

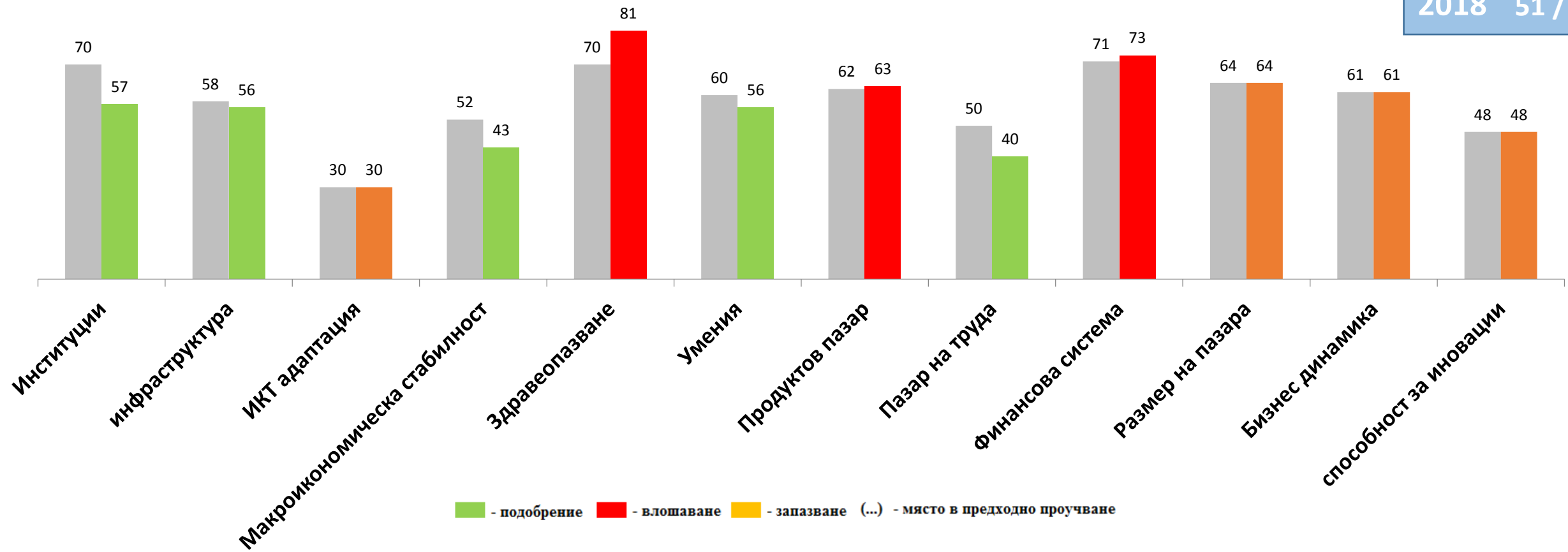
2020	36 / 180
2019	37 / 180
2018	47 / 180

Оценка на България
в класацията, %



Индекс на конкурентоспособност 4.0, World Economic Forum 2019

2019	49 / 141
2018	51 / 140



МАЛТА	42	КИПЪР	49	РУМЪНИЯ	59
38	СЛОВАКИЯ	44	БЪЛГАРИЯ	51	ГЪРЦИЯ

Main indicators – actual data

	2015	2016	2017	2018	2019
GDP (mill. EUR)	45 675	48 620	52 309	56 086	60 674
GDP real growth rate (%)	4,0	3,8	3,5	3,1	3,4
Inflation (%)	-0,4	0,1	2,8	2,7	3,8
Government deficit/ surplus (% of GDP)	-1,7	0,1	1,1	2,0	2,1
Exports (mill. EUR)	22 982	24 126	27 916	28 648	29 856
Imports (mill. EUR)	26 357	26 181	30 286	32 169	33 303
Employment rate (%)	62,9	63,4	66,9	67,7	70,1
Unemployment rate (%)	9,1	7,6	6,2	5,2	4,2

Source: Eurostat, Bulgaria National Bank, National Statistical Institute

За съжаление бизнес очакванията в началото на годината бяха обнадеждаващи. Фирмите очакваха да разширяват пазарите и търсенето да се увеличава, но COVID-19 създаде коренно различен пазар. Средномесечно безработица към полугодieto е 7,6% , а към м.юни 2020г. – 8,3% , при двойно по-ниска за София – 4,2%

Прогнозата на ЕК за БВП за 2020г. се запази и в лятната икономическа прогноза на нива от -7,1 % при -8,7% за страните от Еврозоната
През 2021г очакванията са за достигане на нива от +5,3%.

Macroeconomic forecast

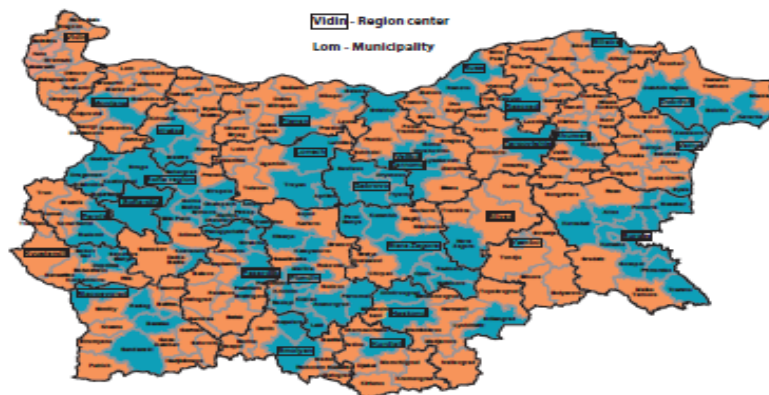
	2019	2020	2021
Real Gross Domestic Product (% change)	3,4	-7,2	6,0
Total Investment (% change)	2,2	-18,0	1,0
Employment growth (%)	0,3	-2,5	0,5
Unemployment rate (%)	4,2	7,0	5,8
Consumer-price inflation (%)	2,5	1,1	1,1
General government balance (% of GDP)	2,1	-2,8	-1,8
General government gross debt (% of GDP)	20,4	25,5	25,4

Source: Spring 2020 Economic Forecast, European Commission

FOCUS ON TAXATION

Flat-tax system is introduced in Bulgaria - a single 10% rate applied on personal income and a 10% rate applied on corporate income (imposed respectively in 2008 and 2007). For more than 12 years Bulgaria has not changed the low rates of the direct taxes. Since 1999 the standard rate of value-added tax in Bulgaria has been set on 20%, with the exception of hotel services, where a reduced rate of 9% is applied. In the middle of 2020 Bulgaria decided to reduce the VAT until 2021 on 9% for some products and services (children's goods, restaurant and catering services and books). In Bulgaria taxpayers are released from payment of corporate tax in regions with high unemployment rates. In 2019 about 2/3 of municipalities – 169 (of total 265 in Bulgaria) had 25% higher than the average rate of unemployment for the country and there is 0% corporate income tax.

Unemployment by municipalities – 0% corporate tax in regions shown in orange

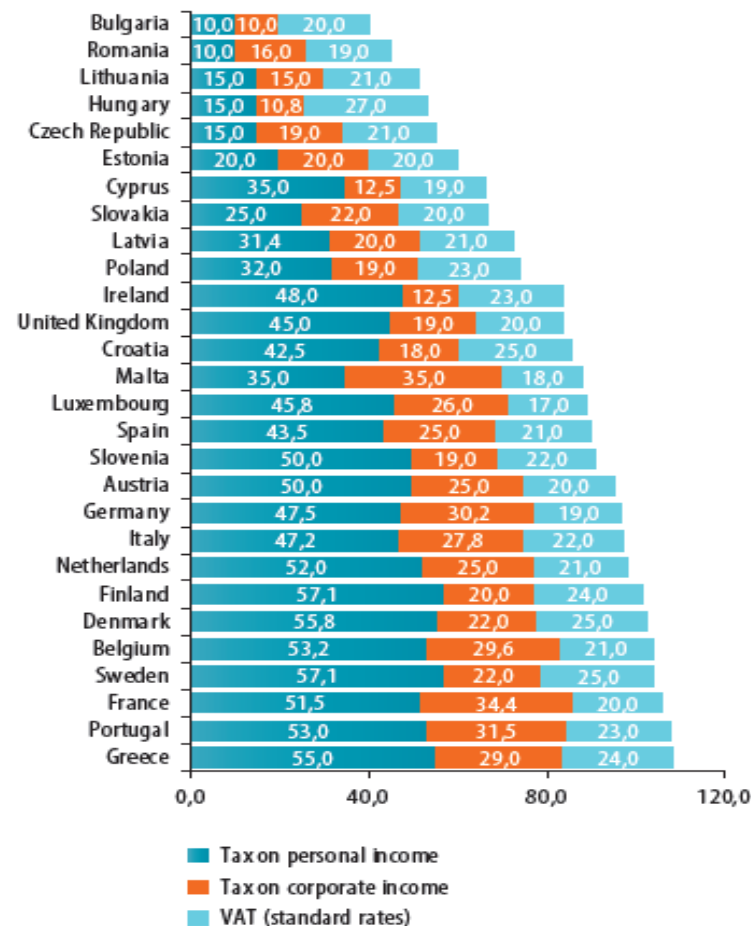


- Municipalities with an unemployment rate lower than the country's average or an unemployment rate equal to or higher than the country's average (Art. 3, (8) RAIPA)
- Municipalities with an unemployment rate 25% higher than the country's average (Art. 183, (1) CITA; Art. 3, (8) RAIPA)

Source: Bulgarian Chamber of Commerce and Industry, Ministry of finance of the Republic of Bulgaria

Bulgaria is the third least tax burdened country in the EU as of 2018: The overall tax-to-GDP ratio in Bulgaria is 29.9% for 2018, compared to an EU average of 41.7%.

Top statutory income tax rates and standard VAT rates (2018), %



Source: Eurostat



Цветан Симеонов,
Председател на
Българска търговско-промишлена палата
1058 София, ул. Искър 9