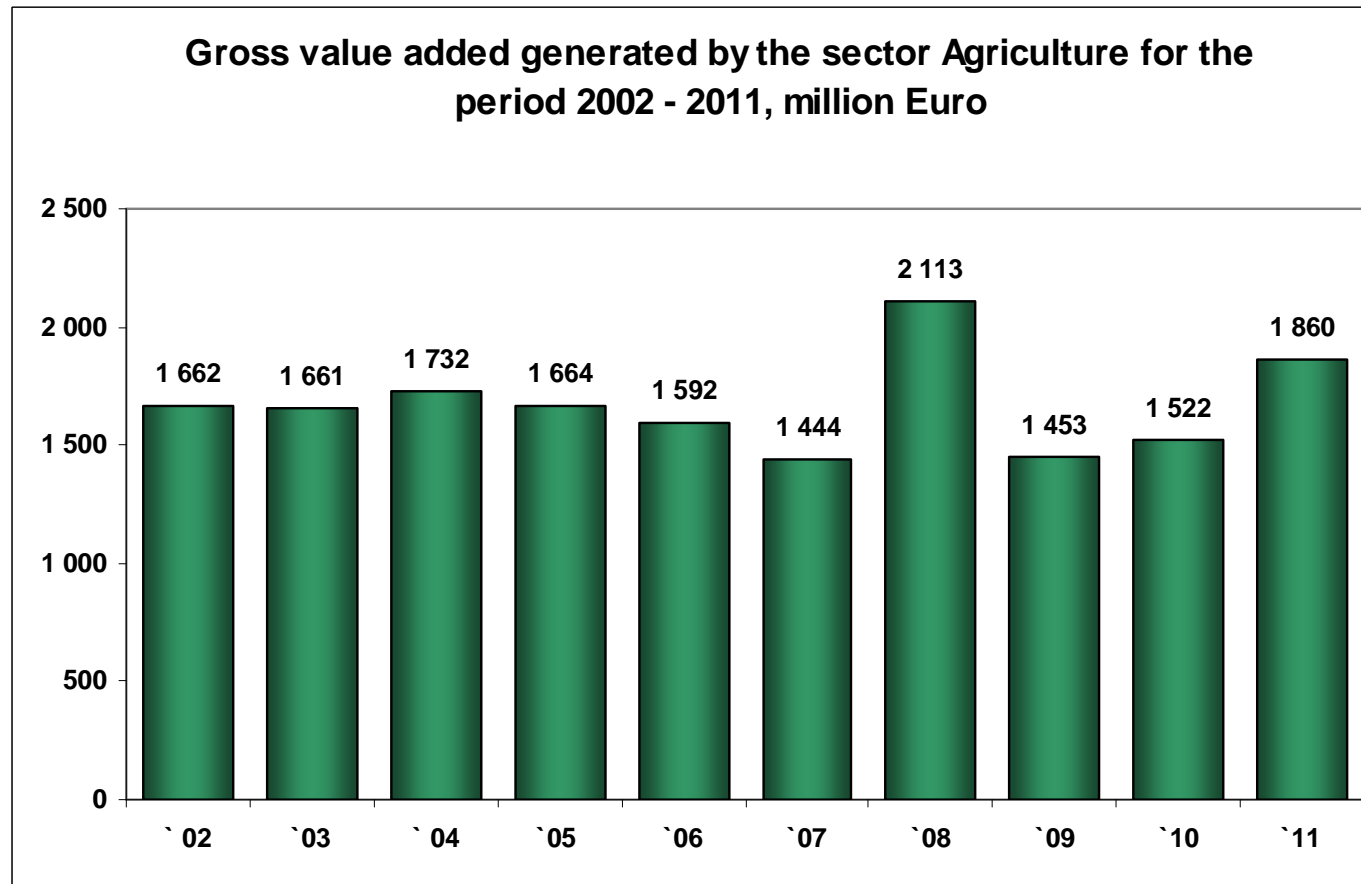




Ministry of Agriculture and Food

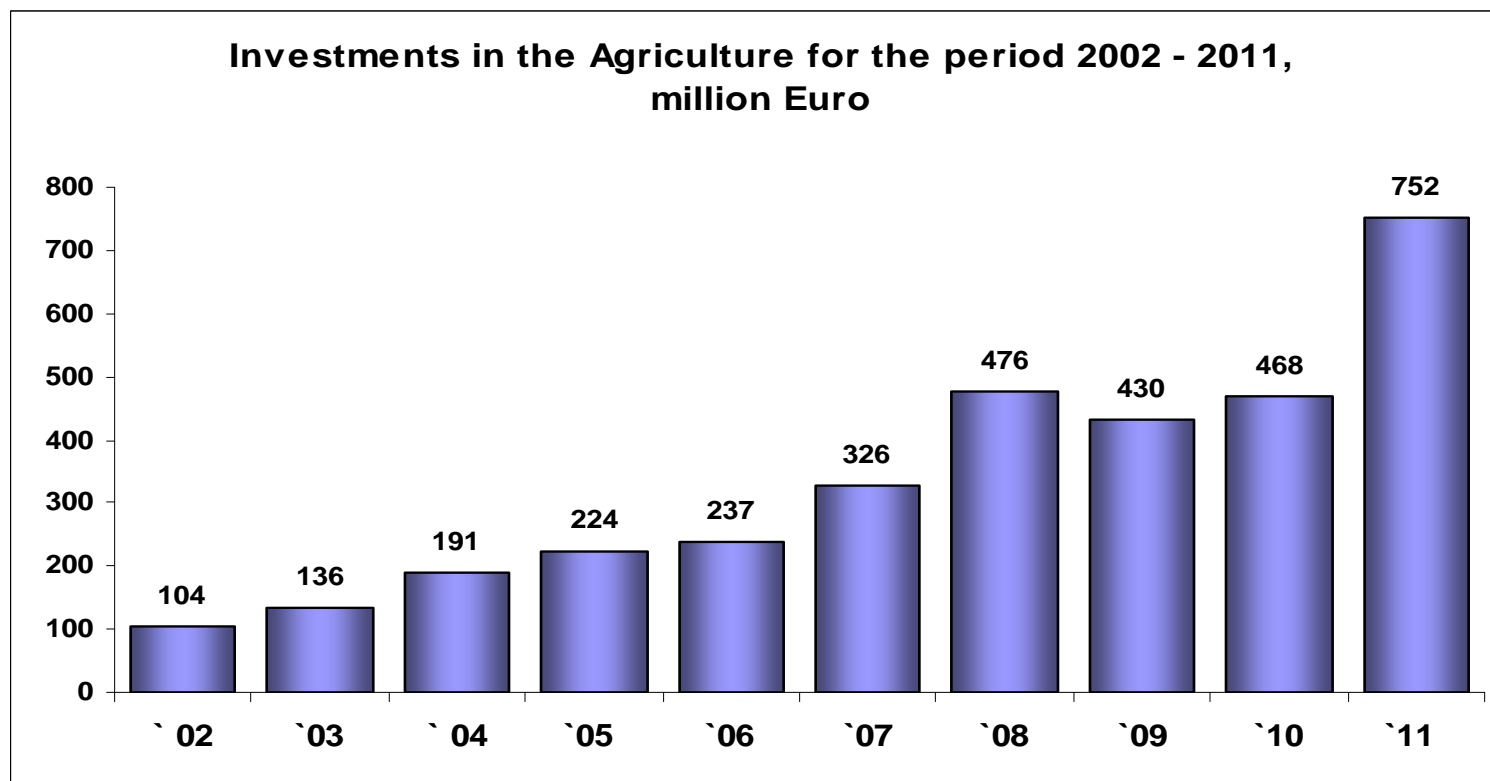
Bulgarian Agriculture

Bulgarian agriculture in figures



- **Gross value added (GVA)** generated by the agrarian sector – 5% of the overall GVA of the whole economy;
- GVA value for 2011 - 3 637 million BGN (1 860 million EUR) in current prices;
- Increase by: 22 % compared to 2010; 28% compared to 2009.

Bulgarian agriculture in figures



- The expenditures on investments in 2011 amounted over 1 400 million BGN (752 million EUR);
- Increase: by 74,8% compared to 2009; by 60,7% compared to 2010;
- The investments are made for: modernisation of the farms and achieving standards for food and feed safety; environment protection; humane treatment of animals; implementation of new technologies etc.

Bulgarian agriculture in figures

Employed persons in the agrisector (full and part-time engaged) in 2011 accounted 679 000 – 20 % of the employed persons in the whole economy.

Agricultural holdings

- Number of agricultural holdings – 371 000 (Census of the farms '2010);
- Decrease in the number of the agricultural holdings: by 25 % compared to 2007; by 44% compared to 2003;
- Average land area hold by one agricultural holding – 10,1 hectares for 2010; 6,3 hectares for 2007;
- Decrease mainly of smaller agricultural holdings sized up to 2 hectares;
- Increase of agricultural holdings sized from 10 to 100 hectares – by 44%; increase of the land cultivated by them by 51% (compared to 2007);
- About 78% of the total utilised agricultural area in the country is hold by 5 300 agricultural holdings sized over 100 hectares. The average size of the holdings being 534 hectares;
- Enlargement of the live-stock farms and increase of the breeding animals number;
- Variety of organisational and legal status of the agricultural holdings – natural persons, cooperatives, sole traders, companies.

Bulgarian agriculture in figures

Agricultural land

- About half of the state territory is **utilized agricultural area (UAA) - 5 087 948** hectares:
- **The arable land in 2011 is 3 227 237** hectares, including:
 - 1 804 933 hectares (56%) - cereals (mainly wheat, barley, maize);
 - 1 105 421 hectares (34%) - industrial crops (mainly sunflower, rape, tobacco);
 - 52 155 hectares (1,6%) - vegetables
- **perennials** (orchards, vineyards, medicine and aromatic crops and others - **182 403** hectares;
- **permanent lawns and pastures** - **1 678 308** hectares.



Bulgarian agriculture in figures

Plant-growing production for 2011

- Cereals - 7,520 million tonnes
- Oleaginous crops - 1,961 million tonnes
- Tobacco - 40,6 thousand tonnes
- Vegetables - 692 thousand tonnes
- Fruits - 163 thousand tonnes
- Grape - 244 thousand tonnes



Bulgarian agriculture in figures

Number of animals by types and categories at the end of 2011

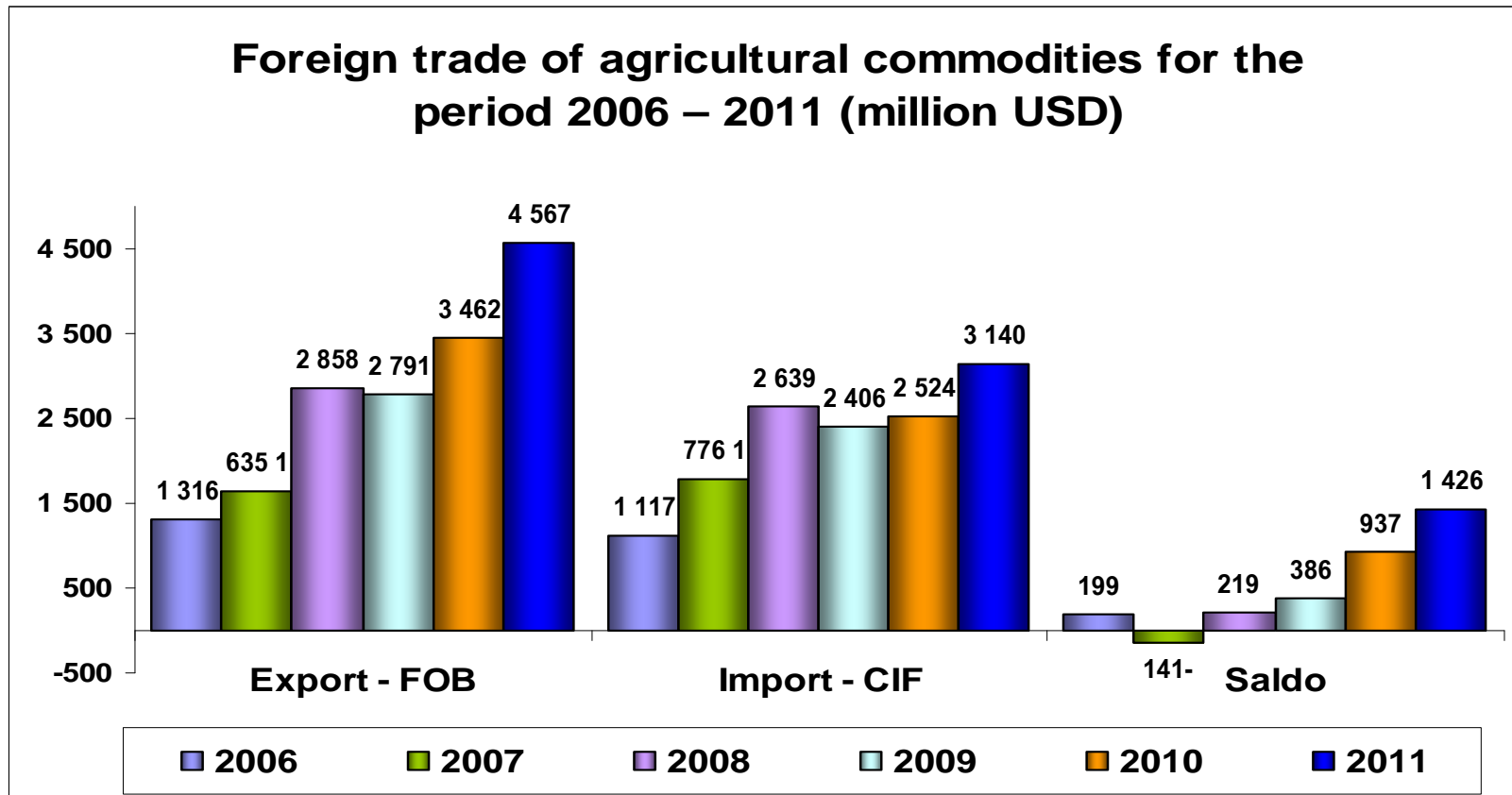
- Cattle - 558 thousand
- Sheep - 1,455 million
- Goat - 341 thousand
- Swine - 608 thousand
- Poultry - 14,7 million



Production from livestockbreeding in 2011

- **Animals for slaughter and sale** - 2 880 thousand units
- **Slaughtered poultry** - 52 279 thousand units
- **Meat production** - 213 305 tonnes
 - ✓ **red meat** - 109 449 tonnes
 - ✓ **white meat (poultry)** - 103 856 tonnes
- **Milk production** - 1 285 531 tonnes
- **Eggs** - 1 185 million units
- **Bee honey** - 9 592 tonnes

Bulgarian agriculture in figures

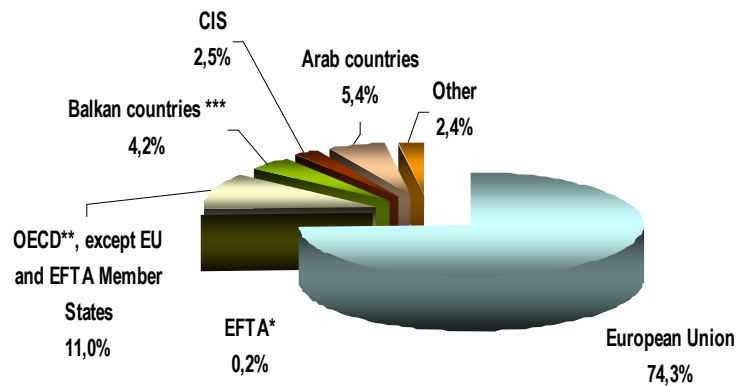


Foreign trade of agricultural commodities

- Positive trade balance - 1 423 million USD for 2011;
- Relative share of agrarian commodities in Bulgaria's foreign trade – 13%;
- Export share – about 17%, Import share – about 10%

Bulgarian agriculture in figures

Structure of the agrarian exports of Bulgaria by economic communities in 2011

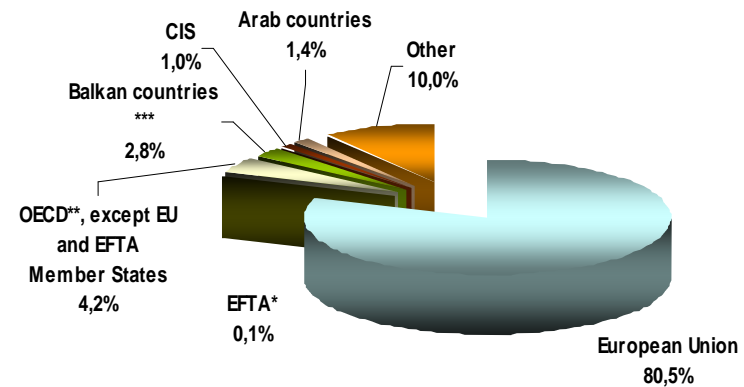


*Including Iceland, The Duchy of Liechtenstein, Kingdom of Norway and Switzerland

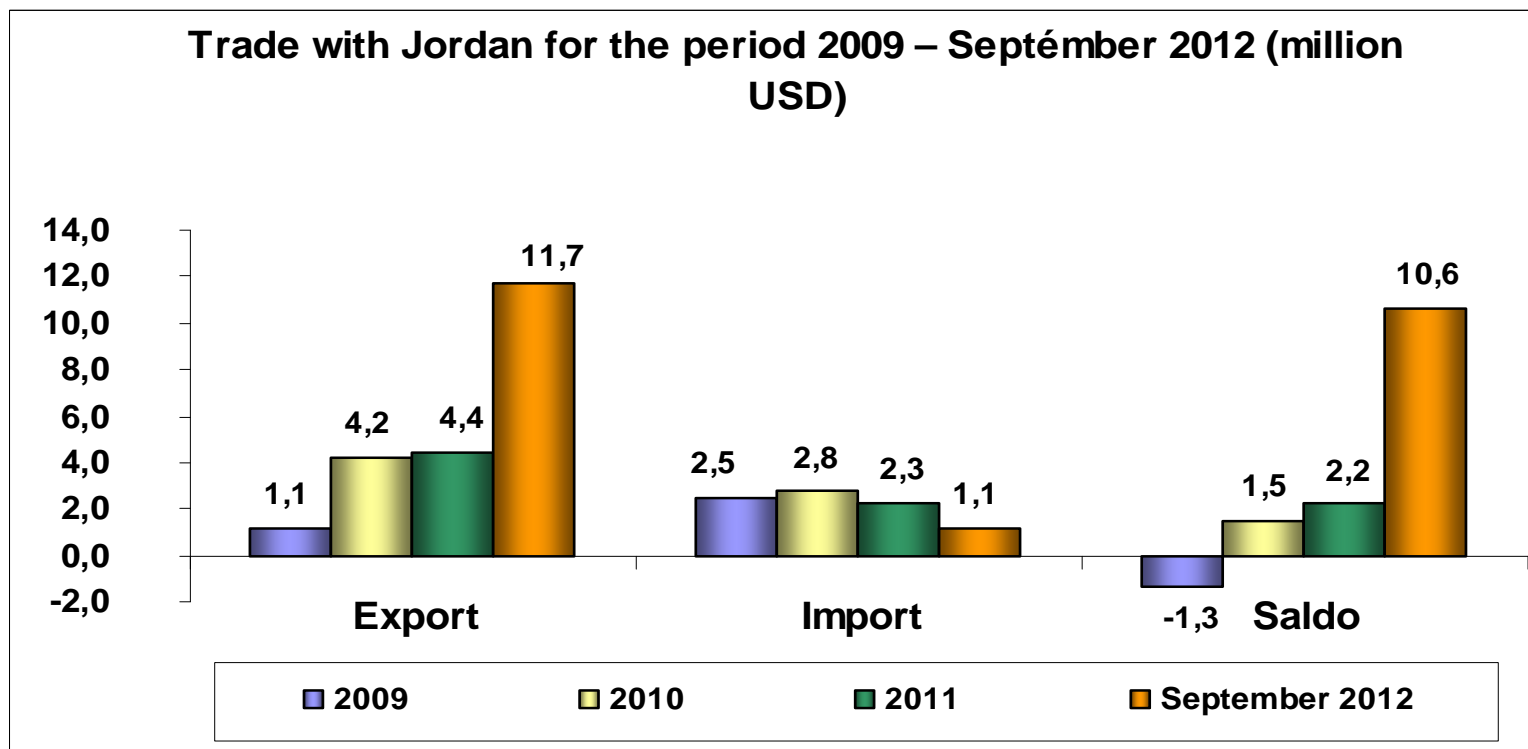
** Including Australia, Canada, New Zealand, USA, Turkey, Japan, The Republic of Korea and Mexico

*** Including Albania, Bosnia and Herzegovina, FYROM, Croatia and Serbia and Montenegro

Structure of the agrarian imports of Bulgaria by economic communities in 2011



Bulgarian agriculture in figures



- **The agrarian export for Jordan** traditionally includes:
 - ✓ Tobacco and tobacco products, beverages, cereal products, pastry cooks' products, dairy products, fruit and vegetable cans etc.
 - ✓ Since 2010 - considerable quantities of cereals – maize and wheat.
- **The agrarian import of Jordan** comprises mainly fruits and vegetables.

European and national programmes for encouraging agriculture

- Annual **direct payments for 1 ha** of arable land from the European Agricultural Guarantee Fund – for 2011 – BGN 264/ha or EUR 134/ha
- **National additional payments and specific support** - per hectare of agricultural land and per unit - for milk cows, meat cattle, ewes and she-goats and for fruit and vegetables
- **The Rural Development Programme 2007-2013** – a budget of Euro 3 279 million (USD 4 750 million)
- **National Beekeeping Development Programme** for the three-year period 2011 - 2013 – with a total budget of Euro 9,7 million
- **National Programme for assistance in the viniculture and wine production sector** – 2008-2014 (total budgeted of Euro 112,7million)
- **State aid schemes**
- **Promotional programmes**

Food-processing industry

Strong sides:

- Abilities for the production of ecologically clean foodstuffs;
- Qualified personnel with traditions;
- Diverse production nomenclature;
- Ability to satisfy fully the domestic needs.



Food-processing industry

Basic data for the food-processing sector (2010):

- The production of the sector comprises about 39% of the whole manufacturing industry
- Number of companies in the sector:
 - ✓ In food production – 5 456
 - ✓ In beverage and spirits production– 1 688
 - ✓ Tobacco and tobacco products – 26
- Investments in the sector - 18 % of the whole manufacturing industry

Food safety control

- Central authority for the control of the entire chain for food production and sale – **Bulgarian Food Safety Agency (BFSA)**, under the Ministry of Agriculture and Food
- BFSA is the competent authority performing official control in terms of:
 - √ phytosanitary issues;
 - √ plant protection products and fertilizers;
 - √ veterinary activities;
 - √ animal health and welfare;
 - √ animal by-products not intended for human consumption;
 - √ feedingstuffs;
 - √ raw materials and foodstuffs with the exception of bottled natural mineral, spring and table water;
 - √ materials and articles intended for contact with food;
 - √ and the quality compliance of fresh fruits and vegetables with the EC standards for placing on the market.
- The Agency has a head office in Sofia and comprises 28 regional directorates, situated in the regional centers of the country.

THANK YOU FOR YOUR ATTENTION !

Ministry of Agriculture and Food: www.mzh.government.bg