



UNIONCAMERE

Sede di Bruxelles



The use of Structural funds 2000-2006 and the strategy for 2007-2013: the experience of Italian CCI

MARCO LOPRIORE

**Senior Advisor Structural Funds
Unioncamere Sede di Bruxelles**

marco.lopriore@unioncamere.be



**CONFERENZA
DELLE REGIONI E DELLE
PROVINCE AUTONOME**





UNIONCAMERE

Sede di Bruxelles

Structural funds 2000-2006

- 2000-2006 good improvements in PA
- Quality of spending and efficacy of interventions
- 71% committed and 46 % spent in Ob1 regions : spend all before 2008 !
- Quality of economic partnership: CCI in Committee and 120 proposals from CCI





UNIONCAMERE

Sede di Bruxelles

Possible GDP and productivity growth

Simulation of 2005 based on Hermin model

	Impact on GDP growth		Productivity (2013)
	Additional GDP (2013)	Of which supply side-effects (from 2014)	
République tchèque	10,90%	63%	2,30%
<i>Slovaquie</i>	<i>10,90%</i>	<i>63%</i>	<i>2,30%</i>
Hongrie	8,40%	49%	4,10%
Pologne	9,80%	36%	5,70%
<i>Slovénie</i>	<i>6,80%</i>	<i>34%</i>	<i>2,70%</i>
<i>Lituanie</i>	<i>11,10%</i>	<i>43%</i>	<i>5,80%</i>
Lettonie	12,40%	13%	6,10%
Estonie	11,10%	43%	5,80%
<i>Bulgarie</i>	<i>11,80%</i>	<i>15%</i>	<i>7,00%</i>
Roumanie	11,80%	15%	7,00%
Portugal	2,80%	47%	1,70%
Grèce	1,20%	18%	0,50%



UNIONCAMERE

Sede di Bruxelles

Possible employment growth

Simulation of 2005 based on Hermin model

	Impact on employment	
	Variation % (2013)	creation (<i>thousands</i>)
République tchèque	8,30%	407
<i>Slovaquie</i>	8,30%	<i>nc</i>
Hongrie	4,50%	157
Pologne	4,00%	536
<i>Slovénie</i>	4,30%	40
<i>Lituanie</i>	4,90%	<i>nc</i>
Lettonie	6,30%	63
Estonie	4,90%	29
<i>Bulgarie</i>	5,00%	<i>nc</i>
Roumanie	5,00%	472
Portugal	1,20%	59
Espagne	0,30%	60
Grèce	0,70%	28,1





UNIONCAMERE

Sede di Bruxelles

Some projects 2000-2006

- 3 CCI nei comitati di sorveglianza (UR Piemonte)
- Docup Liguria (UR Liguria)
- Global Subventions Le-Te e SEPRI
- Excelsior : forecasting demand of job profiles by companies
- DIRCE (Diffusione innovazione) on PON Ricerca
- Interreg Italia Slovenia





UNIONCAMERE
Sede di Bruxelles



European Week of Regions and Cities
Brussels
9 – 12 October 2006

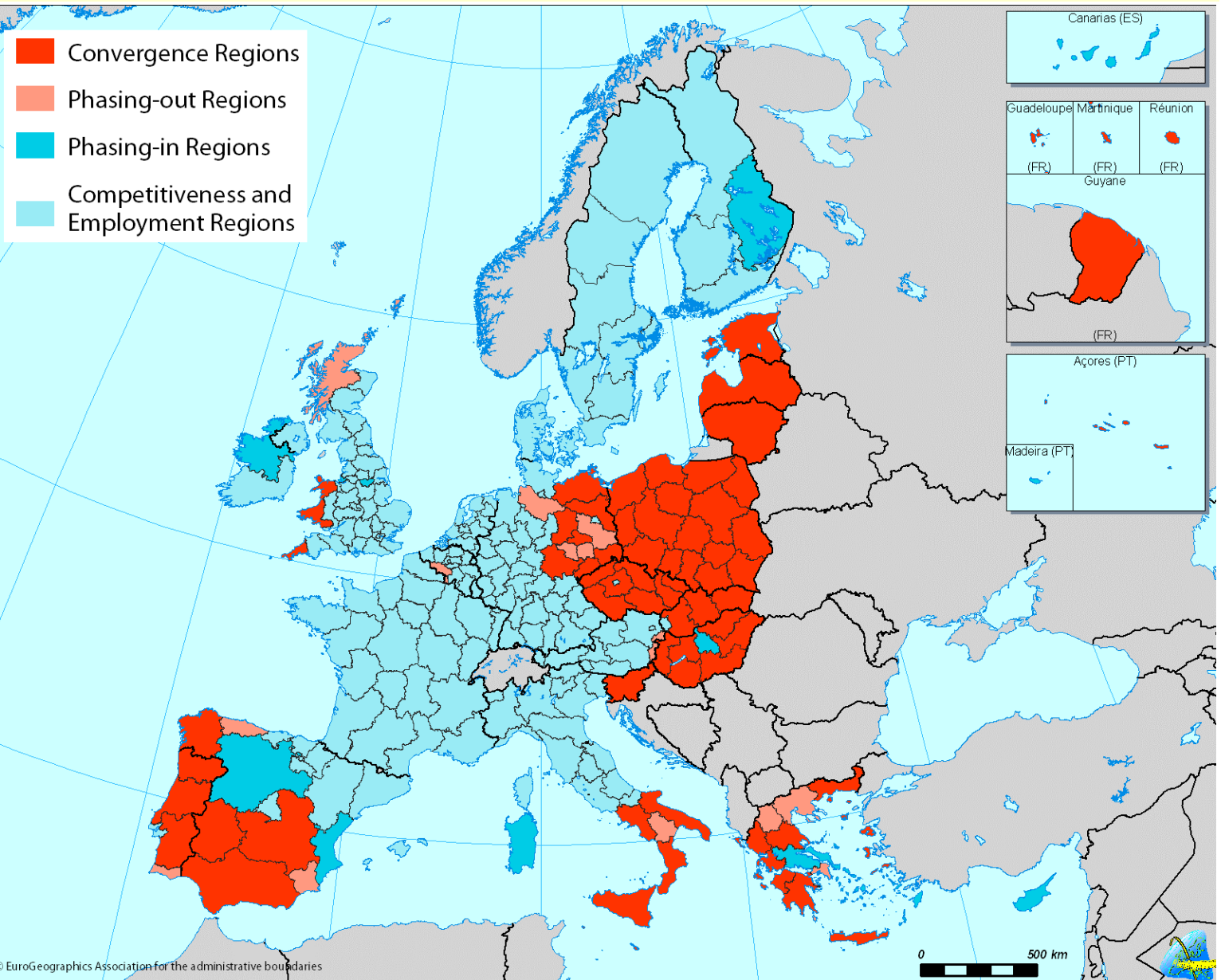
European Network

- Greek – Italian cooperation: INTERREG
- French – Italian cooperation: clusters, industrial districts
- Spanish CCI: Global Subventions for internationalisation
- Bulgarian – UC agreement 2005 and Central European Initiative Presidency in 2007
- Committee of Regions and Open Days 2006 « European Week of the regions »
- CRPM Network – Assembly Murcia




UNIONCAMERE

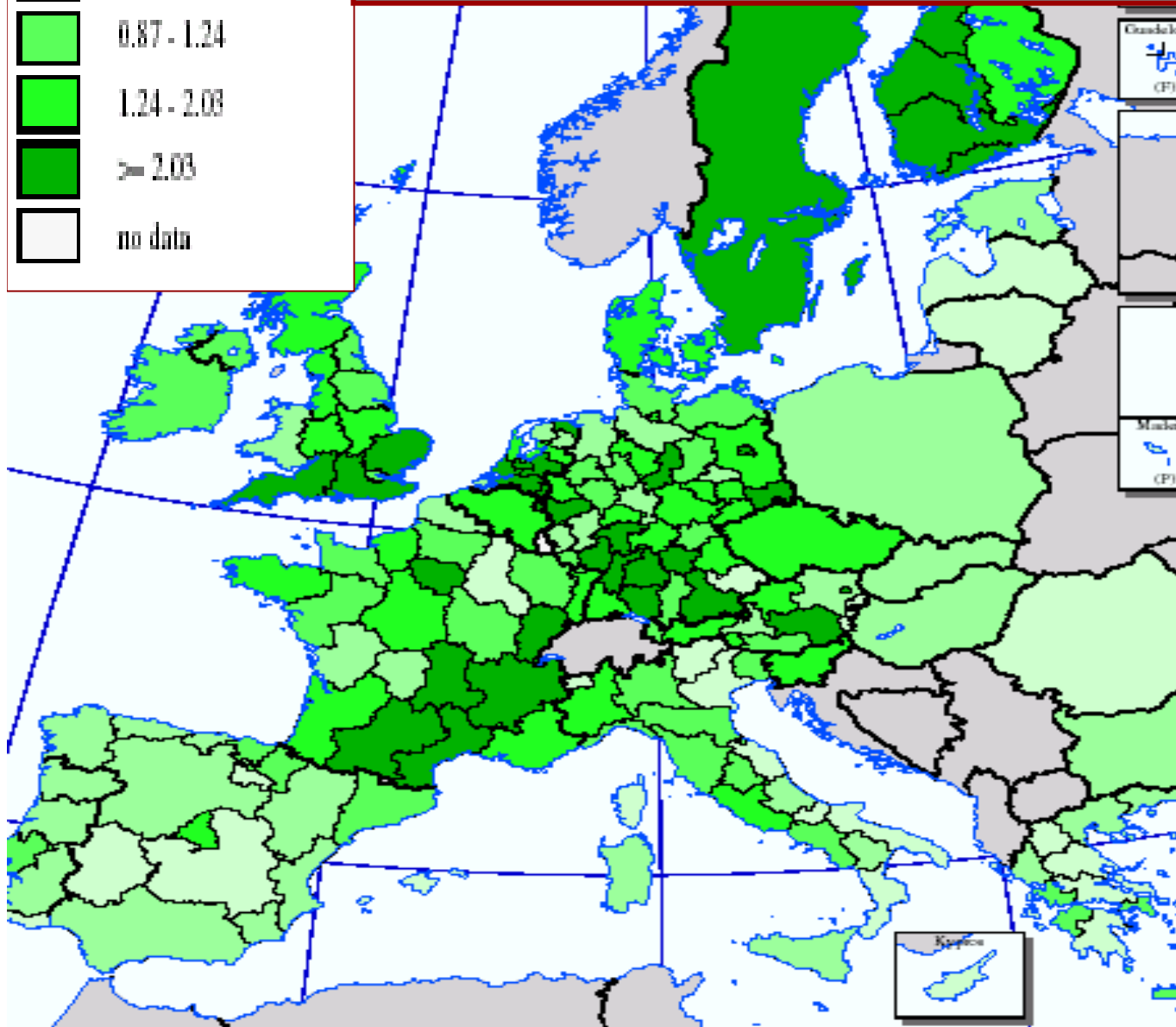
Sede di Bruxelles



Total expenditure, % GDP



*28 regions on 211 of EU15
invest more than half of European
R&D*



*R&D expenses >
4% of GDP*

Brunschwig 6.34

Väst Verige #5.00

Stockholm #5.00

Stuttgart 4.84

Oberbayern 4.76

Tübingen 4.23

Uusimaa 4.09

Syds Verige #4.00

Expenses in R&D

1.93% GDP

EU 15 Average in
2000



UNIONCAMERE

Sede di Bruxelles

Strategy 2007-2013

- Geographical concentration and thematic concentration on Libson
- Improve projects (quality and quantity)
- Select priority areas (territorial marketing, internationalisation, training, districts/tourism, etc)
- Global Subventions, JEREMIE
- Improve participation



UNIONCAMERE

Sede di Bruxelles

**Thank You for Your kind
attention !**



Marco Lopriore

Unioncamere

Brussels

Ph+32 2 512 22 40

marco.lopriore@unioncamere.be

www.unioncamere.eu