



БЪЛГАРСКА ТЪРГОВСКО-ПРОМИШЛЕНА ПАЛАТА
BULGARIAN CHAMBER OF COMMERCE AND INDUSTRY

TOP 100

Bulgarian companies
leading in the economy
in 2016

2017

THE CLASSIFICATION OF THE BULGARIAN CHAMBER OF COMMERCE AND INDUSTRY “TOP 100 BULGARIAN COMPANIES LEADING IN THE ECONOMY IN 2016”



The building of Sofia
Commercial and Industrial Chamber
2 Slavianska Str., Sofia
built in 1914

The building of the BCCI
42 Parchevich Str., Sofia
Opened 1995

New building of the BCCI
9 Iskar Str., Sofia

DEAR BUSINESS PARTNERS,

For the 19th consecutive year we present to you the Bulgarian Chamber of Commerce and Industry's Classification of the “TOP 100 companies leading in the economy of Bulgaria”. The classification is based solely on objective data from the financial reports of the companies. We have processed reports of over 6000 companies from the real economy producing 82,48% of the GDP of the country in 2016.

Bulgarian entrepreneurs, through their initiative and diligence, once again manage to achieve a more successful financial year and to encourage other business companies in our country.

In this edition we've published the top companies with the best results based on the following indicators:

- Alteration of sales revenue 2016/2015
- Maximum value of profit per BGN 100 of equity in 2016
- Maximum value of profit per BGN 100 sales revenue in 2016
- Alteration of profit 2016/2015
- Maximum sales revenue and profit for 2016 in the planning regions

The Bulgarian Chamber of Commerce and Industry continues to issue a certificate to the ranked companies in “TOP 100” and “TOP 1500+”, that is an objective assessment of their work as part of the leading companies in Bulgaria.

We want to thank the National High School in Finance and Business and the National Trade and Banking High School. for their partnership and the cooperation of their students during the processing of the data.

We would like to express our gratitude and acknowledgement to everyone who has published their financial reports in the Registry Agency on time in order to be included in the ranking. Businesses that have failed to publish their reports by the deadline can enter information from their financial statements and check their positions in the electronic TOP 1500+ ranking at http://www.bcci.bg/top1500/index_2016.html.

The Bulgarian Chamber of Commerce and Industry will keep on promoting the entrepreneurial spirit and good business practices, allowing some of the businesses to increase their profits several times.

Yours sincerely,
Tsvetan Simeonov
President of BCCI



BULGARIAN CHAMBER OF COMMERCE AND INDUSTRY

DEPARTMENT ECONOMIC ANALYSES AND POLICY

The department prepares:

- References about the financial results of a company or a group of companies

The information includes: assets, shareholders equity, profit/loss, loans received, payables, net sales revenue, revenue, operating activities expenses, taxes. The references are prepared in a spreadsheet in Excel.

- Economic analysis by sectors

The research and the data are based on the official statistics, BNB and the data from the financial statements of the companies.

- Business research inquiries and analyses

Conducting business research inquiries at a request of the customer and performing business analyses;

For more information:

<http://www.bcci.bg/economic-analyses-en.html>

PM&P

PENKOV · MARKOV & PARTNERS

INTERNATIONAL LAW FIRM

SINCE 1990



WITH ACCESS TO

100 COUNTRIES

21 000 LAWYERS

160 LAW FIRMS

AT HOME WORLDWIDE

Member

LexMundi
World Ready

COMMERCIAL & COMPANY LAW
MERGERS & ACQUISITIONS
ADMINISTRATIVE LAW
& PUBLIC PROCUREMENT
TAXATION & LABOR
IT, MEDIA & TELECOMMUNICATIONS

COMPETITION & ANTI-TRUST
ENERGY & RENEWABLES
LITIGATION & ARBITRATION
BANKING & FINANCING LAW
TRADEMARKS, PATENTS
& LICENSING



Legal: 500:
"Excellent, comprehensive
and responsive services"

Chambers Europe:
"More western than others"
"One of the best in Bulgaria"
"Excellent – prompt,
efficient and extremely
knowledgeable of the local
environment"

Chambers Global:
"Innovative and practical,
entirely client & business
oriented"

IFLR 1000:
"They are the best
when it comes to advising investors,
they know how the law works..."

Certified with ISO 9001:2008
by Bureau Veritas Certification



100 COMPANIES CLASSIFIED ON THE ALTERATION OF SALES REVENUE 2016/2015

Place	Name of company	City	Alteration of sales revenue (%) 2016/2015	Sales revenue (Th. BGN) 2016	Sales revenue (Th. BGN) 2015	Profit (Th. BGN) 2016	Branch
1	AGROFARM OOD	PAZARDZHIK	978%	22 005	2 041	734	TRADE
2	PLISKA OYL OOD	SHUMEN	459%	10 301	1 842	59	FOOD PRODUCTS, BEVERAGES AND TOBACCO
3	CHERNOMORSKI FURAZH AD	SLIVEN	452%	3 727	675	141	AGRICULTURE
4	BILD-MA OOD	KJUSTENDIL	443%	1 076	198	379	TRADE
5	BERNSCHTEIN AND CO OOD	SOFIA	430%	2 150	406	12	SECVICES
6	WESTUM BULGARIA EOOD	SOFIA	427%	3 139	596	242	SECVICES
7	BULARMEX - IK AD	PLOVDIV	383%	2 427	502	279	TRADE
8	NORDIXOOD	TRUD	382%	17 736	3 683	376	TRANSPORT
9	BUILDKOM BG EOOD	SOFIA	380%	1 315	274	473	CONSTRUCTION
10	LUXIMA GROUP EOOD	VOLUYAK	380%	1 031	215	143	TRADE
11	ALLIANCE SERVICE AD	SOFIA	353%	752	166	20	SECVICES
12	ASKO CAR EOOD	TRUD	352%	619	137	5	SECVICES
13	CAPITAL FORT AD	SOFIA	346%	13 704	3 076	2 976	TRADE
14	MEBELCOM EOOD	GABROVO	334%	681	157	90	PRODUCTS OF WOOD AND FURNITURE
15	I T I B U EOOD	DEBELETS	333%	1 593	368	199	TRADE
16	NIKO TRANCE 2015 EOOD	SOFIA	328%	625	146	5	TRANSPORT
17	MEY CHAN OOD	SOFIA	328%	458	107	62	TRADE
18	SIANA ELEKTRIC EOOD	SOFIA	321%	4 206	999	940	MACHINERY AND EQUIPMENT
19	MEDREY OOD	SOFIA	304%	8 414	2 083	1 945	TRADE
20	MEZDRA GAZ OOD	MEZDRA	303%	1 619	402	223	ENERGY AND OIL
21	HLADILNO-KONSERVEN KOMBINAT AD	ISPERIH	301%	2 270	566	819	MACHINERY AND EQUIPMENT
22	EURO ALLIANCE DESIGN EOOD	SOFIA	294%	658	167	64	CONSTRUCTION
23	RICE AND FOOD OOD	SOFIA	293%	3 799	967	178	FOOD PRODUCTS, BEVERAGES AND TOBACCO
24	UAYT KEMAL EOOD	SOFIA	276%	10 206	2 717	209	TRADE
25	ELVEKO EOOD	STARA ZAGORA	271%	749	202	59	TRADE
26	FEBA EOOD	KARDZHALI	267%	856	233	5	TRADE
27	ARIS DISTRIBUTION EOOD	RUSE	267%	1 609	439	26	TRADE
28	MAGNETIKO EOOD	BURGAS	265%	1 957	536	282	TRADE
29	BULMARK OOD	GORNA ORYAHOVITSA	258%	10 631	2 971	3 374	METALLURGY
30	AKRITAS BULGARIA EAD	SOFIA	255%	6 623	1 866	385	TRADE
31	TEHNO-SIM BG EOOD	RAKOVSKI	253%	395	112	57	TRADE
32	AYDENTIDEM EOOD	VARNA	241%	511	150	188	TRADE
33	EFTA SERVICES EOOD	SOFIA	234%	796	238	5	SECVICES
34	VENAGRO EOOD	PLEVEN	234%	4 943	1 478	437	TRADE
35	HEND PLEYD OOD	SOFIA	231%	364	110	76	SECVICES
36	RUSE - TEHNORESURS AD	RUSE	222%	545	169	62	TRADE
37	KLEARS EOOD	CHERKOVICA	216%	11 937	3 775	559	SECVICES
38	PLAST KOLEKT EOOD	SOFIA	215%	1 785	566	206	CHEMICAL PRODUCTS
39	PATRA LOGISTIK EOOD	KJUSTENDIL	214%	320	102	23	TRANSPORT
40	SAMOKOV GAZ 05 EOOD	SAMOKOV	202%	335	111	14	CONSTRUCTION
41	ARENA RUSE MANAGEMENT OOD	RUSE	200%	1 483	495	45	SECVICES
42	TOP MAN EOOD	RUSE	194%	4 743	1 612	1 269	SECVICES
43	SEVERAGRO EOOD	ISPERIH	194%	3 919	1 332	425	TRADE
44	SAMEL-90 AD	SAMOKOV	192%	50 942	17 464	10 492	MACHINERY AND EQUIPMENT
45	RUZH 9 OOD	SOFIA	188%	1 015	353	115	TRADE
46	NIKOLINO OOD	GOTSE DELCHEV	185%	706	248	221	TRADE
47	ACCENTURE BULGARIA EOOD	SOFIA	181%	10 540	3 756	630	IT
48	SOLENT FILM EOOD	SOFIA	173%	2 016	738	189	TRADE
49	NOVANOR OOD	SOFIA	171%	1 928	711	119	SECVICES
50	HARMONY ERIYA OOD	VARNA	170%	3 297	1 222	891	TOURISM

100 COMPANIES CLASSIFIED ON THE ALTERATION OF SALES REVENUE 2016/2015

Place	Name of company	City	Alteration of sales revenue (%) 2016/2015	Sales revenue (Th. BGN) 2016	Sales revenue (Th. BGN) 2015	Profit (Th. BGN) 2016	Branch
51	ELPROM TRAF0 EAD	KJUSTENDIL	168%	10 216	3 819	25	MACHINERY AND EQUIPMENT
52	RIGANA AD	SOFIA	165%	11 333	4 273	806	FOOD PRODUCTS, BEVERAGES AND TOBACCO
53	TIDEKS EOOD	SOFIA	157%	1 265	493	24	SECVICES
54	MIR-DOBRICH OOD	DOBRICH	156%	387	151	2	CHEMICAL PRODUCTS
55	FONITAL EOOD	SOFIA	154%	830	327	129	TRADE
56	KONDOR PROPERTIES BULGARIA EOOD	SOFIA	152%	1 145	455	241	CONSTRUCTION
57	GO TO HOLIDAY OOD	SOFIA	151%	28 568	11 365	338	TOURISM
58	INNO BILD ENGINEERING EOOD	SOFIA	151%	2 885	1 148	214	SECVICES
59	DINAS AD	SLIVEN	151%	7 742	3 086	1 273	CONSTRUCTION
60	GLOBAL BIOMET EOOD	SOFIA	149%	49 353	19 836	7 697	TRANSPORT
61	DAV 11 OOD	SHEMSHEVO	147%	1 129	457	424	TRADE
62	SERDAR TRANCE EOOD	SHUMEN	145%	1 325	540	262	TRANSPORT
63	AQUA TOUR BG EOOD	SOFIA	140%	16 511	6 885	63	TOURISM
64	ARKOMA KOMPOZIT OOD	KARDZHALI	135%	714	304	30	TRADE
65	ASTRA BIOPLANT EOOD	SLIVO POLE	131%	757 150	327 558	12 607	CHEMICAL PRODUCTS
66	STANLOG OOD	SLIVEN	130%	694	302	8	TRANSPORT
67	SEVIMTRANCE OOD	LALE	128%	561	246	75	TEXTILE
68	FAIRPLAY RESIDENTIAL PROPERTIES AD	SOFIA	122%	3 146	1 414	51	CONSTRUCTION
69	HIDROEXPORT OOD	KAZANLAK	122%	2 319	1 043	223	TRADE
70	ZSK MONTAZHI OOD	STARA ZAGORA	118%	5 240	2 406	394	CONSTRUCTION
71	ZEMEDELKA PROIZVODSTVENA KOOPERACIYA NOV PAT	GORSKI IZVOR	118%	788	362	21	AGRICULTURE
72	TOP INVESTMENT OOD	BURGAS	117%	224	103	34	TRADE
73	KARAZHA PLASTIK-BULGARIA OOD	KARDZHALI	117%	2 983	1 376	846	CHEMICAL PRODUCTS
74	ARMAR CORPORATION GENERAL TECHNICAL CO-OPERATION EOOD	SOFIA	116%	1 374	636	205	TRADE
75	NEWMET-TRANCE EOOD	TARGOVISHTA	116%	1 702	789	81	TRANSPORT
76	KEMP LIFE OOD	BURGAS	115%	232	108	2	SECVICES
77	SIMS TRADE OOD	VELIKO TARNOVO	114%	284	133	36	TRADE
78	MISSIRIAN BULGARIA AD	SHUMEN	113%	8 082	3 792	872	FOOD PRODUCTS, BEVERAGES AND TOBACCO
79	KARADZHA - FAG OOD	ISPERIH	112%	4 341	2 044	95	TRADE
80	OLIMPIC GAZ EOOD	VELIKO TARNOVO	110%	326	155	10	TRADE
81	SUN FOODS EOOD	BALCHIK	107%	96 013	46 477	767	FOOD PRODUCTS, BEVERAGES AND TOBACCO
82	B.T.U EOOD	SOFIA	104%	548	269	86	TRADE
83	ONE NETWORK SERVICES	SOFIA	103%	12 061	5 932	427	TRANSPORT
84	JUNIMET EOOD	KAZANLAK	103%	13 349	6 567	583	TRADE
85	MONTAZH STROITELNI KONSTRUKCII AD	SOFIA	103%	12 118	5 975	18	METALLURGY
86	ET PROEKTSTROY-PETAR PETROV	GABROVO	101%	3 990	1 985	433	CONSTRUCTION
87	DEKO TECHNOLOGY EOOD	SOFIA	101%	1 157	576	609	SECVICES
88	GROUPOVO BG OOD	SOFIA	101%	383	191	1	SECVICES
89	BEAUTY FRANCHISE OOD	SOFIA	100%	286	143	12	SECVICES
90	TASK EOOD	SOFIA	100%	586	293	151	TRADE
91	KND CONSULT OOD	KJUSTENDIL	100%	1 650	826	59	SECVICES
92	VIR HELFEN-24 EOOD	KABLESHKOVO	99%	1 496	751	11	SECVICES
93	SIMEKS EOOD	SHUMEN	99%	2 281	1 146	277	CONSTRUCTION
94	BUL - UNION COMMERCE OOD	SHUMEN	99%	5 977	3 009	1 021	TRADE
95	TRANCEPORT-GARANT AD	VELIKO TARNOVO	99%	266	134	86	TRANSPORT
96	FERIBOTEN KOMPLEKS AD	ORYAHOVO	97%	6 280	3 185	2 375	CONSTRUCTION
97	LJUMANA I KO OOD	GOTSE DELCHEV	97%	866	440	7	TRADE
98	NOVAKEM OOD	VELIKO TARNOVO	97%	6 215	3 159	787	CHEMICAL PRODUCTS
99	PM 96 OOD	SHUMEN	96%	829	423	12	TRADE
100	BIO POWER INVEST OOD	SOFIA	94%	5 052	2 600	50	ENERGY AND OIL



BULGARIAN CHAMBER OF COMMERCE AND INDUSTRY

TRADE REGISTER AND MEMBERSHIP DIRECTORATE

1. Trade Register Services:

- Registration in the Unified voluntary trade register of the BCCI – over 53 000 companies and organizations and other legal subjects;
- Obligatory registration of commercial representative offices of foreign persons in Bulgaria;
- Maintenance and updating of the information on file subject to registration;
- Issuing of certificates and references in Bulgarian and foreign languages for the status and financial condition of the registered legal subjects;
- Providing oral and written references in Bulgarian and foreign languages with data about the registered legal subjects.

2. Membership with BCCI.

3. Issuance and validation of documents:

- Certificates of origin of goods;
- Validation of signatures.

4. Issuance and validation of ATA Carnets.

5. Issuance of Force-Majeure Certificates.

6. Assistance for validation of invitation-declarations for business trips of foreigners to the Republic of Bulgaria.

7. Assistance in obtaining information about the existence and current status of foreign companies.

8. Excellent SME certificate.

9. Carrying out coordination and keeping constant relations with the 28 Regional Chambers of Commerce and Industry (RCCI).

10. Carrying out coordination with the sectorial organizations members of the Council of Sectorial Organisations with the BCCI.

For more information:

<http://www.bcci.bg/tradereg-general-en1.html>

СТАБИЛЕН ПАРТНЬОР www.eurofert.bg
УСПЕШНО ЗЕМЕДЕЛИЕ

“Euro Fert” SA – sales in mineral fertilizers and chemical products
Ammonium nitrate, NPK Blends, Liquid nitrogen fertilizer, Ammonia water (for fertilization), Monoammonium phosphate (MAP), Diammonium phosphate (DAP), Potassium chloride, Ammonium sulfate, Water-soluble ammonium nitrate for drip irrigation – in different packages.

Телефон: 00359 391 65 203 E-mail: eurofert@eurofert.bg



BULGARIAN CHAMBER OF COMMERCE AND INDUSTRY

The main purpose of this presentation is to review the processes of the Bulgarian economy. It should not be used for investment decisions, for the conclusion of agreements and decisions leading to financial consequences. The BCCI recommends the primary sources of information to be referred when necessary. The methodology of “TOP 100” includes only non-financial companies which have ended 2016 with profit and sales revenue of more than BGN 100 thousand in 2015.

Compiled by:

Olga Chugunska

Tel.: +359 2 8117 411/410

E-mail: ikan@bccibg

100 COMPANIES CLASSIFIED ON MAXIMUM VALUE OF PROFIT IN BGN ON 100 BGN EQUITY IN 2016

Place	Name of company	City	Profit on 100 BGN equity (Return of equity, in BGN) 2016	Profit (Th. BGN) 2016	Equity (Th. BGN) 2016	Sales revenue (Th. BGN) 2016	Branch
1	KENVELO BULGARIA EOOD	SOFIA	262,85	2 731	1 039	11 265	TRADE
2	GENERAL DISTRIBUTION AD	SOFIA	144,74	55	38	10 165	TRADE
3	FENIX INVERS OOD	SOFIA	137,32	942	686	18 806	SECVICES
4	MEZDRA GAZ OOD	MEZDRA	131,95	223	169	1 619	ENERGY AND OIL
5	ASTRA BIOPLANT EOOD	SLIVO POLE	112,32	12 607	11 224	757 150	CHEMICAL PRODUCTS
6	BELAZ SOFIA EOOD	SOFIA	111,13	8 530	7 676	18 054	TRADE
7	SGS BULGARIA EOOD	SOFIA	100,63	7 467	7 420	32 189	SECVICES
8	BULGARKONSERV RUPITE OOD	RUPITE	100,00	467	467	6 651	FOOD PRODUCTS, BEVERAGES AND TOBACCO
9	DENELI COMMERCE EOOD	PAZARDZHIK	100,00	147	147	3 937	TRANSPORT
10	ISA - ENGINEERING DESIGN SERVICES OOD	STARAZAGORA	100,00	147	147	288	SECVICES
11	HIDRO-GARANT BULGARIA EOOD	SOFIA	100,00	57	57	177	SECVICES
12	BARAZH GROUP EOOD	SOFIA	99,91	1 153	1 154	29 744	CONSTRUCTION
13	BULDEKOR EOOD	SOFIA	99,86	3 579	3 584	28 139	TRADE
14	PIRIN TEX PRODUCTION EOOD	GOTSE DELCHEV	99,85	3 350	3 355	36 221	TEXTILE
15	PIRIN TEX EOOD	GOTSE DELCHEV	99,81	17 210	17 242	58 663	TEXTILE
16	TM INOX EOOD	PLOVDIV	99,68	1 543	1 548	22 815	TRADE
17	RISK FIRST EOOD	SOFIA	99,47	189	190	538	IT
18	INTEGRAL-OBRAZOVATELNI PROGRAMI OOD	STARAZAGORA	99,47	943	948	2 889	SECVICES
19	MOTO-PHOE EOOD	SOFIA	99,47	18 662	18 762	113 727	TRADE
20	HANI.BG EOOD	BURGAS	99,28	687	692	5 341	TRADE
21	ZOBELE BULGARIA EOOD	STRYAMA	99,11	1 222	1 233	66 332	CHEMICAL PRODUCTS
22	UNIVERSAL K BULGARIA OOD	SOFIA	98,96	947	957	7 715	TRADE
23	GLS AGRO OOD	RUSE	98,81	166	168	4 277	CHEMICAL PRODUCTS
24	VENUS MAR EOOD	VARNA	98,78	81	82	234	SECVICES
25	PRESTIGE - M OOD	STARAZAGORA	98,66	442	448	2 848	TRADE
26	INFRA COMMERCE EOOD	SOFIA	98,64	362	367	11 742	SECVICES
27	MAXINVEST ALLIANCE AD	VARNA	98,58	139	141	2 168	TRADE
28	CHOLAKOVI EOOD	TROYAN	98,38	425	432	3 643	FOOD PRODUCTS, BEVERAGES AND TOBACCO
29	KUESTARS BULGARIA EOOD	SOFIA	98,33	353	359	10 269	IT
30	HEWLETT-PACKARD GLOBAL DELIVERY BULGARIA CENTRE EOOD	SOFIA	98,26	19 485	19 830	292 628	IT
31	M S C BULGARIA OOD	VARNA	98,20	5 462	5 562	22 953	TRANSPORT
32	STAMA KO OOD	SOFIA	98,18	269	274	5 874	TRADE
33	KEN AD	STARAZAGORA	98,06	11 832	12 066	47 774	TRADE
34	MANTOV EOOD	SOFIA	98,03	249	254	1 876	SECVICES
35	VOLTURA 88 OOD	SOFIA	97,84	181	185	800	TRADE
36	PILOTSKA STANCIYA BURGAS OOD	BURGAS	97,71	213	218	5 218	TRANSPORT
37	ARIS CARGO OOD	SOFIA	97,61	204	209	3 422	TRANSPORT
38	LEN EOOD	BURGAS	97,57	321	329	1 384	TRANSPORT
39	KUSH MODA OOD	BURGAS	97,33	2 701	2 775	79 144	TEXTILE
40	RABALUX EOOD	SOFIA	96,93	158	163	1 403	TRADE
41	BILDKOM BG EOOD	SOFIA	96,93	473	488	1 315	CONSTRUCTION
42	REAL ESTATE SERVICE GROUP BULGARIA OOD	SOFIA	96,55	140	145	1 745	SECVICES
43	FLEXY TRANCE OOD	BURGAS	96,45	136	141	6 741	TRANSPORT
44	EQE CONTROL OOD	SOFIA	96,26	180	187	1 049	CONSTRUCTION
45	BALKANTEL OOD	SOFIA	96,18	4 180	4 346	21 325	IT
46	STATEV-STANIMIR NEDYALKOV ET	DOBRICH	96,08	196	204	5 026	TRADE
47	SMIT-HOROZOV EOOD	VARNA	96,00	120	125	316	SECVICES
48	SERDAROV TRANCE EOOD	MADAN	95,97	119	124	292	TRANSPORT
49	HEWLETT-PACKARD BULGARIA EOOD	SOFIA	95,87	5 554	5 793	20 142	SECVICES
50	BALDIM-FEDERN OOD	APRILTSI	95,80	1 688	1 762	5 113	METALLURGY

100 COMPANIES CLASSIFIED ON MAXIMUM VALUE OF PROFIT IN BGN ON 100 BGN EQUITY IN 2016

Place	Name of company	City	Profit on 100 BGN equity (Return of equity, in BGN) 2016	Profit (Th. BGN) 2016	Equity (Th. BGN) 2016	Sales revenue (Th. BGN) 2016	Branch
51	MIRAL-ALFA EOOD	RAZGRAD	95,50	106	111	564	TRADE
52	GLOBAL AGRO BG OOD	ASENOVGRAD	95,00	38	40	4 616	TRADE
53	CALL FACTORY EOOD	SOFIA	94,92	1 027	1 082	3 024	SECVICES
54	MIRA-MILK OOD	RAZGRAD	94,59	140	148	291	TRADE
55	LUKOIL AVIATION BULGARIA EOOD	SOFIA	94,24	8 176	8 676	194 565	ENERGY AND OIL
56	RED RING ENTERTAINMENT OOD	SOFIA	93,75	75	80	194	SECVICES
57	AVENDI OOD	SOFIA	93,41	7 089	7 589	135 949	TRADE
58	KOUSEN AUTO EOOD	TARGOVISHTE	93,33	14	15	692	TRANSPORT
59	FARMAPRO OOD	SOFIA	93,18	82	88	5 749	TRADE
60	G AND A TEXTILE EOOD	BLAGOEVGRAD	93,09	1 414	1 519	8 698	TEXTILE
61	LUXIMA GROUP EOOD	VOLUYAK	92,86	143	154	1 031	TRADE
62	ARIS DISTRIBUTION EOOD	RUSE	92,86	26	28	1 609	TRADE
63	CONSULTING COMPANY TAXLEX OOD	SOFIA	92,06	58	63	150	SECVICES
64	SANI COMMERCE - DIMO PENEV OOD	NESEBAR	91,82	561	611	7 804	TRADE
65	MEGAPORT OOD	VELIKO TARNOVO	91,80	16 470	17 941	59 066	CHEMICAL PRODUCTS
66	MIREKS SHIPPING OOD	SOFIA	91,38	53	58	1 387	TRANSPORT
67	NEO - TITAN OOD	DIMITROVGRAD	91,36	1 058	1 158	4 469	SECVICES
68	INTER CARS BULGARIA EOOD	SOFIA	91,36	1 607	1 759	81 293	TRADE
69	TIMAK AGRO BULGARIA EAD	SOFIA	90,75	2 179	2 401	20 413	TRADE
70	KONTI HIDROPLAST EOOD	PETRICH	90,32	112	124	9 436	CHEMICAL PRODUCTS
71	EKLAND EOOD	SOFIA	89,36	42	47	116	TRADE
72	AKRITAS BULGARIA EAD	SOFIA	88,10	385	437	6 623	TRADE
73	PLOT EXPRESS EOOD	SOFIA	87,72	50	57	162	TRADE
74	AVESTA AUDITING OOD	SOFIA	86,96	40	46	128	SECVICES
75	KONKORD NITUEAR OOD	SOFIA	86,75	72	83	465	TEXTILE
76	VEST-96 EOOD	SOFIA	86,36	38	44	311	TRADE
77	BULGARIAN INDUSTRIAL ENGINEERING AND MANAGEMENT AD	SOFIA	86,30	29 794	34 525	142 880	TRANSPORT
78	KIPS EOOD	KARDZHALI	86,23	457	530	3 390	TRADE
79	P.D.A. MANUFACTURING BG OOD	SOFIA	84,91	90	106	1 190	TRANSPORT
80	MEDREY OOD	SOFIA	84,49	1 945	2 302	8 414	TRADE
81	NEOPET OOD	STARA ZAGORA	83,95	68	81	780	TRADE
82	INES OOD	GABROVO	82,14	23	28	2 904	TRADE
83	SIMS TRADE OOD	VELIKO TARNOVO	81,82	36	44	284	TRADE
84	TERAROS EOOD	RAZGRAD	81,64	169	207	1 313	AGRICULTURE
85	TEHNO-SIM BG EOOD	RAKOVSKI	81,43	57	70	395	TRADE
86	L' OREAL BULGARIA EOOD	SOFIA	80,74	6 700	8 298	47 920	CHEMICAL PRODUCTS
87	ZAGORKA AD	STARA ZAGORA	80,28	26 721	33 284	160 704	FOOD PRODUCTS, BEVERAGES AND TOBACCO
88	FILIPOLIS - RK OOD	PLOVDIV	80,24	739	921	12 987	FOOD PRODUCTS, BEVERAGES AND TOBACCO
89	RA-2008 EOOD	SOFIA	80,00	4	5	293	TRADE
90	SOLENT FILM EOOD	SOFIA	79,75	189	237	2 016	TRADE
91	CONSULTING HOUSE DANEKS OOD	GOTSE DELCHEV	78,72	37	47	146	SECVICES
92	BILFARMA OOD	PLEVEN	78,57	11	14	1 060	TRADE
93	PLANB. BULGARIA OOD	SOFIA	78,38	87	111	1 372	IT
94	BG AGRO TARGOVSKA KOMPANIYA EOOD	VARNA	77,67	320	412	91 122	SECVICES
95	POWERMARK OOD	SOFIA	77,27	1 734	2 244	16 625	TRADE
96	DELOITTE BULGARIA EOOD	SOFIA	76,63	1 921	2 507	13 485	SECVICES
97	AYDENTIDEM EOOD	VARNA	76,42	188	246	511	TRADE
98	PAVLINA TEXTILE EOOD	SANDANSKI	76,13	169	222	1 956	TEXTILE
99	VAKOM MP OOD	SOFIA	76,12	1 705	2 240	12 437	TRADE
100	AGRO PLUS SLAVIYANOVO OOD	SLAVIYANOVO	76,12	302	403	2 470	TRADE



BCCI – Center for vocational training, translations, consultations and company services

The Center provides consultations, translation, training and organization of exhibitions and fairs. Our activity is intended to provide competent and quality service to our clients. The main objective is to maintain the achieved high level of performance of services and the traditionally good relations with partners and customers.

We provide:

- Consultations on conducting business
- Consultations on legal issues
- Consultations on projects for funding
- Marketing researches
- Business information
- Translation Services
- Authentication and legalization of documents
- Training
- Organization of specialized and trade exhibitions

Our philosophy is:

- Providing comprehensive customer service
- Development of our consulting services as an intermediary between business and market requirements
- Organizing exhibitions as an opportunity for direct interaction with customers and development of business contacts
- Maintaining a high level of competence of the team of consultants and translators
- Ensure confidentiality of the information obtained from clients

In our activity we have established partnership with the Bulgarian commercial attachés abroad, the foreign trade advisers in Bulgaria, the regional chambers of commerce and industry, branch organizations and associations, etc., to whom we regularly spread information about the events we organized and which they distribute to interested companies.

For more information: <http://center.bcci.bg>

aris cargo

An approved CEVA partner

OUR SERVICES



Supply Chain Solutions



Customs Brokerage



Air Freight



Ocean Freight



Warehousing



Ground Transportation



Cargo Agent

FOR MORE INFORMATION:

www.ariscargo.bg
www.ariscargo.eu



www.cevalogistics.com

NEOCHIM PLC

FERTILIZERS, INORGANIC AND ORGANIC CHEMICALS



NEOCHIM PLC
phone: +359 391 65 205
fax: +359 391 60 555
e-mail: neochim@neochim.bg
<http://www.neochim.bg>



100 COMPANIES CLASSIFIED ON MAXIMUM VALUE OF PROFIT IN BGN ON 100 BGN SALES REVENUE IN 2016

Place	Name of company	City	Profit on 100 BGN sales revenue (Return of revenue, in BGN) 2016	Profit (Th. BGN) 2016	Sales revenue (Th. BGN) 2016	Branch
1	KALIBROVANI STOMANI AD	YAMBOL	56,10	676	1 205	METALLURGY
2	DZHAI MEKS OOD	BURGAS	52,78	588	1 114	TRANSPORT
3	TINSA EOOD	SOFIA	52,70	800	1 518	SECVICES
4	DEKO TECHNOLOGY EOOD	SOFIA	52,64	609	1 157	SECVICES
5	RUDMETAL AD	SOFIA	52,42	65	124	METALLURGY
6	EN-TABAKO EOOD	BYALA SLATINA	52,18	622	1 192	FOOD PRODUCTS, BEVERAGES AND TOBACCO
7	ODIN GARANT EOOD	SOFIA	51,10	93	182	SECVICES
8	ISA - ENGINEERING DESIGN SERVICES OOD	STARAZAGORA	51,04	147	288	SECVICES
9	ESETRA COMMERCE EOOD	BOLYARTSI	50,94	3 401	6 677	TRADE
10	KANTILENA EOOD	SOFIA	50,77	984	1 938	TRADE
11	IDIS AD	VARNA	48,88	153	313	IT
12	DAMASCENA EOOD	SKOBELEVO	48,25	7 016	14 541	CHEMICAL PRODUCTS
13	MIRA-MILK OOD	RAZGRAD	48,11	140	291	TRADE
14	RAYONNA POTREBITELNA KOOPERACIYA PROGRES	SHUMEN	48,00	445	927	FOOD PRODUCTS, BEVERAGES AND TOBACCO
15	ONLINE BULGARIA OOD	SOFIA	47,96	200	417	TRADE
16	BELAZ SOFIA EOOD	SOFIA	47,25	8 530	18 054	TRADE
17	SUN POWER 4000 OOD	PLOVDIV	47,21	974	2 063	TRADE
18	EUROZAK OOD	SOFIA	47,21	406	860	TRADE
19	RAKON LOGISTIC OOD	VARNA	46,89	166	354	TRANSPORT
20	KOOPERACIYA GORSKA KOOPERACIYA BOSNA LES	BURGAS	46,81	22	47	AGRICULTURE
21	LIZINGSERVICE EOOD	VARNA	46,73	50	107	TRADE
22	ZEMEDELSKA KOOPERACIYA NAPREDAK	SHUMEN	46,06	193	419	AGRICULTURE
23	BEST BEVERAGE OOD	SOFIA	45,95	17	37	TRADE
24	VAL SOFIA EOOD	SOFIA	44,60	128	287	SECVICES
25	CLIMA CONTROL GROUP OOD	SOFIA	44,25	804	1 817	TRADE
26	ANTIPODES OOD	SOFIA	44,23	257	581	SECVICES
27	BALGERIAN OIL COMPANY OOD	DOLNA MITROPOLIYA	43,90	90	205	AGRICULTURE
28	NIKMI AD	SOFIA	43,88	4 778	10 889	CONSTRUCTION
29	SOLVAY SODI AD	DEVNYA	43,26	196 221	453 626	CHEMICAL PRODUCTS
30	KVFCFS EOOD	PLOVDIV	42,21	84	199	TRADE
31	ZLATEN KLAS 2004 EOOD	VEZENKOVO	42,16	156	370	AGRICULTURE
32	HIDROENERGIYNA KOMPANIYA AD	BLAGOEVGRAD	41,99	16 305	38 833	SECVICES
33	NEDI-STIL OOD	DOBRICH	41,81	217	519	TEXTILE
34	KOTLOREMONT EOOD	DUPNITSA	41,80	390	933	METALLURGY
35	STRATEGY OBJECT OOD	SOFIA	41,11	1 129	2 746	IT
36	ELIT STUDIO EOOD	SOFIA	41,11	340	827	SECVICES
37	ZEMKO TRADE EOOD	VRATSA	41,02	361	880	TRADE
38	EUROMETAL OOD	PERNIK	40,96	6 629	16 184	TRADE
39	SERDAROV TRANCE EOOD	MADAN	40,75	119	292	TRANSPORT
40	EKO CENTRE - STARAZAGORA AD	PLOVDIV	40,62	457	1 125	SECVICES
41	REMOTERM EOOD	SOFIA	40,57	1 170	2 884	SECVICES
42	PRAKTIKER EOOD	SOFIA	40,30	1 323	3 283	TRADE
43	KRASEC - BOGDANOVI I SIE SD	VRATSA	40,26	62	154	AGRICULTURE
44	BORKRO TEXTILENO PRANE OOD	YAGODOVO	40,16	341	849	TEXTILE
45	GI B I OOD	SOFIA	40,14	177	441	TRADE
46	TELEVIK BULGARIA EOOD	TSATSAROVO	40,12	2 787	6 947	MACHINERY AND EQUIPMENT
47	DENDI EOOD	PLOVDIV	40,11	71	177	TRADE
48	KARTALOV TRANCE EOOD	PLOVDIV	40,00	4	10	TRANSPORT
49	BELOPITOV AD	SOFIA	39,44	859	2 178	TRANSPORT
50	VELGA OOD	VIDIN	39,32	683	1 737	TEXTILE

100 COMPANIES CLASSIFIED ON MAXIMUM VALUE OF PROFIT IN BGN ON 100 BGN SALES REVENUE IN 2016

Place	Name of company	City	Profit on 100 BGN sales revenue (Return of revenue, in BGN) 2016	Profit (Th. BGN) 2016	Sales revenue (Th. BGN) 2016	Branch
51	JOHNSON CONTROLS BULGARIA EOOD	SOFIA	39,19	185	472	IT
52	KRUSHEVO AD	KRUSHOVO	38,78	1 782	4 595	TRADE
53	ZHSP STIL OOD	SHUMEN	38,72	527	1 361	CONSTRUCTION
54	MODEA-S EOOD	VELIKO TARNOVO	38,71	751	1 940	TRADE
55	CONSULTING COMPANY TAXLEX OOD	SOFIA	38,67	58	150	SECVICES
56	RED RING ENTERTAINMENT OOD	SOFIA	38,66	75	194	SERVICES
57	PPD BULGARIA EOOD	SOFIA	38,17	32 052	83 965	SECVICES
58	BULPLAN INVEST OOD	KJUSTENDIL	37,99	4 481	11 795	TRADE
59	SMIT-HOROZOV EOOD	VARNA	37,97	120	316	SECVICES
60	FERIBOTEN KOMPLEKS AD	ORYAHOVO	37,82	2 375	6 280	CONSTRUCTION
61	EKO-ENERGY-2006 OOD	POBEDA	37,61	44	117	SECVICES
62	DAV 11 OOD	SHEMSHEVO	37,56	424	1 129	TRADE
63	ZH I M OOD	GLUFISHEVO	37,38	764	2 044	TRADE
64	B T DEVELOPMENT SARVISIZ AD	SOFIA	37,29	1 506	4 039	SECVICES
65	UAIAR TRADE EOOD	ROMAN	37,28	501	1 344	TRADE
66	BOSKOVSKI KERNEBEK OOD	BLAGOEVGRAD	37,05	133	359	TRADE
67	UNIMASTERS LOGISTICS AD	VARNA	36,92	1 258	3 407	SECVICES
68	AYDENTIDEM EOOD	VARNA	36,79	188	511	TRADE
69	INSEKTA 2000 OOD	ELHOVO	36,64	491	1 340	FOOD PRODUCTS, BEVERAGES AND TOBACCO
70	AKRES EOOD	SOFIA	36,52	103	282	TRADE
71	RENOVI OOD	PARVENETS	36,47	31	85	TRADE
72	BPTM BOZHINOV I BOZHINOV OOD	SOFIA	36,38	1 203	3 307	SECVICES
73	EKLAND EOOD	SOFIA	36,21	42	116	TRADE
74	HLADILNO-KONSERVEN KOMBINAT AD	ISPERIH	36,08	819	2 270	MACHINERY AND EQUIPMENT
75	BUILDKOM BG EOOD	SOFIA	35,97	473	1 315	CONSTRUCTION
76	SATBI GROUP AD	SOFIA	35,47	122	344	TRADE
77	PLJUS 39 EOOD	TROYAN	35,45	39	110	SECVICES
78	NEFRODIAL EOOD	SANDANSKI	35,33	242	685	TRADE
79	BILD-MA OOD	KJUSTENDIL	35,22	379	1 076	TRADE
80	RISK FIRST EOOD	SOFIA	35,13	189	538	IT
81	ISKRA - 2003 EOOD	VASILOVTSI	35,00	21	60	METALLURGY
82	AVAL EOOD	VARNA	34,85	92	264	CONSTRUCTION
83	BULGARIAN FISH FOOD COMPANY OOD	PLOVDIV	34,76	81	233	FOOD PRODUCTS, BEVERAGES AND TOBACCO
84	VENUS MAR EOOD	VARNA	34,62	81	234	SECVICES
85	VELIS VINYARDS OOD	SOFIA	34,43	283	822	AGRICULTURE
86	BULGARIA - 29 AD	SOFIA	34,26	185	540	TEXTILE
87	HRONEKS OOD	SOFIA	34,02	710	2 087	SECVICES
88	CALL FACTORY EOOD	SOFIA	33,96	1 027	3 024	SECVICES
89	ATOMENERGOREMONT AD	KOZLODUY	33,90	16 604	48 975	ENERGY AND OIL
90	ET GRIMI - HJUSEIN HJUSEIN	PESHTERA	33,51	1 476	4 405	TRADE
91	INDUSTREALEN TARGOVSKI KOMPLEKS AD	SOFIA	33,47	79	236	TRADE
92	FRAPORT TWIN STAR AIRPORT MANAGEMENT AD	VARNA	33,30	41 642	125 059	TRANSPORT
93	DEMA PROPERTIES AD	SOFIA	33,11	100	302	TRADE
94	ATM AGRO OOD	VRATSA	33,07	583	1 763	AGRICULTURE
95	BALDIM-FEDERN OOD	APRILTSI	33,01	1 688	5 113	METALLURGY
96	M.A.T.H. LOGIKA EOOD	SOFIA	32,74	256	782	TRADE
97	INTEGRAL-OBRAZOVATELNI PROGRAMI OOD	STARAZAGORA	32,64	943	2 889	TOURISM
98	TRANSPORT-GARANT AD	VELIKO TARNOVO	32,33	86	266	TRANSPORT
99	TJURKOAZ EOOD	KARDZHALI	32,30	251	777	TRADE
100	FRANKI 44 EOOD	KARDZHALI	32,30	52	161	TRADE

50 COMPANIES CLASSIFIED ON THE ALTERATION OF PROFIT 2016/2015

Place	Name of company	City	Alteration of profit (%) 2016/2015	Profit (Th. BGN) 2016	Profit (Th. BGN) 2015	Sales revenue (Th. BGN) 2016	Branch
1	DRUZHBA GLASSWORKS AD	SOPIA	1112%	16 526	1 364	210 821	CHEMICAL PRODUCTS
2	FILIPOLIS - RK OOD	PLOVDIV	1003%	739	67	12 987	FOOD PRODUCTS, BEVERAGES AND TOBACCO
3	NEMUNO BANGA OOD	TOPOLI	681%	2 148	275	11 730	CHEMICAL PRODUCTS
4	SANI COMMERCE - DIMO PENEV OOD	NESEBAR	679%	561	72	7 804	TRADE
5	KLOECKNER METALSAB AD	SOPIA	636%	6 172	839	90 843	METALLURGY
6	PACHIKO OOD	RUSE	560%	587	89	2 474	TRADE
7	MEDIKET-CEH EOOD	ETROPOLE	527%	583	93	4 282	CHEMICAL PRODUCTS
8	NEOCHIM AD	DIMITROVGRAD	520%	28 027	4 519	240 717	CHEMICAL PRODUCTS
9	STEMO OOD	GABROVO	506%	860	142	58 850	SECVICES
10	PROGRES AD	STARA ZAGORA	501%	3 141	523	31 088	TRADE
11	ET ISM 91- ISA SALI	KARAVELOVO	486%	1 530	261	5 278	AGRICULTURE
12	SAMEL-90 AD	SAMOKOV	465%	10 492	1 858	50 942	MACHINERY AND EQUIPMENT
13	SPEED CARGO OOD	BLAGOEVGRAD	460%	319	57	6 641	TRANSPORT
14	NOVAKEM OOD	VELIKO TARNOVO	450%	787	143	6 215	CHEMICAL PRODUCTS
15	MEDREY OOD	SOPIA	445%	1 945	357	8 414	TRADE
16	BOROSPORT AD	BOROVETS	435%	685	128	13 408	TOURISM
17	TERACHIM 97 AD	GABROVO	417%	1 158	224	18 518	CHEMICAL PRODUCTS
18	EKVATOR EOOD	BURGAS	416%	521	101	7 139	TRADE
19	SVINEVADNA KOMPANIYA OOD	RADKO DIMITRIEVO	386%	306	63	3 604	AGRICULTURE
20	ZOMASH OOD	ELHOVO	385%	286	59	2 336	AGRICULTURE
21	NIKI EOOD	PRAVETS	368%	356	76	6 128	TRADE
22	HELI 2001 EOOD	RAKEVO	358%	669	146	6 823	AGRICULTURE
23	TEHRA EOOD	SOPIA	345%	2 851	641	14 346	AGRICULTURE
24	GAMA 2000 OOD	SHUMEN	341%	397	90	9 629	TRADE
25	GARANT AD	VRATSA	338%	595	136	6 630	MACHINERY AND EQUIPMENT
26	BELOTEKS-95 AD	ZLATOGRAD	337%	918	210	8 324	TEXTILE
27	ROKA-SO OOD	RAZGRAD	311%	395	96	3 131	TRANSPORT
28	DINAS AD	SLIVEN	302%	1 273	317	7 742	CONSTRUCTION
29	OSAM AD	LOVECH	300%	2 443	611	17 709	METALLURGY
30	STANDARD PROFIL BULGARIA AD	STARA ZAGORA	294%	2 816	714	95 036	CHEMICAL PRODUCTS
31	LS COMMERCE OOD	PLEVEN	293%	884	225	36 846	TRADE
32	BULPLAN INVEST OOD	KJUSTENDIL	290%	4 481	1 149	11 795	TRADE
33	TEHNOMASHPROGRES OOD	SOPIA	284%	661	172	9 315	CONSTRUCTION
34	ARKUS AD	LYASKOVETS	282%	3 616	947	133 230	MACHINERY AND EQUIPMENT
35	VIP SIMERS GROUP OOD	PLOVDIV	281%	202	53	3 866	FOOD PRODUCTS, BEVERAGES AND TOBACCO
36	HUS OOD	PLOVDIV	274%	36 359	9 721	376 623	METALLURGY
37	ATS STOUN OOD	SOPIA	274%	456	122	1 423	CONSTRUCTION
38	SAINT-GOBEN CONSTRUCTION PRODUCTS BULGARIA EOOD	KOSTINBROD	271%	397	107	23 820	CHEMICAL PRODUCTS
39	BELLA DRESS AD	PETRICH	267%	1 244	339	14 833	TEXTILE
40	VAKLINOV EOOD	SOPIA	267%	1 767	482	29 833	TRADE
41	ZEMKO TRADE EOOD	VRATSA	261%	361	100	880	TRADE
42	PATNO PODDRZHANE-KJUSTENDIL EOOD	KJUSTENDIL	259%	348	97	2 135	CONSTRUCTION
43	HANIUEL EOOD	SOPIA	258%	11 635	3 247	156 735	TRADE
44	QUALITY HOUSE EOOD	SOPIA	257%	396	111	2 600	IT
45	VIVEKTA BG EOOD	SOPIA	255%	991	279	70 961	TRADE
46	ATES OOD	KAZANLAK	250%	1 239	354	10 709	MACHINERY AND EQUIPMENT
47	FAKELMANN BULGARIA EOOD	SOPIA	249%	506	145	2 103	MACHINERY AND EQUIPMENT
48	DEVNYA SOLAR EAD	DEVNYA	248%	1 213	349	4 629	ENERGY AND OIL
49	GLASKO OOD	TAROVISHTE	248%	570	164	5 446	CHEMICAL PRODUCTS
50	ALCOMET AD	SHUMEN	247%	26 928	7 763	309 799	METALLURGY

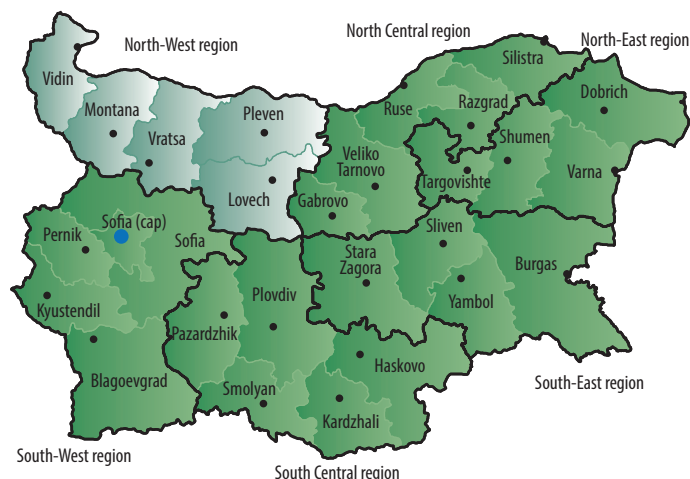
INDUSTRIAL ZONES IN BULGARIA

Additional information: <http://www.bcci.bg/zones/>

National Company Industrial Zones: <http://nciz.bg/>

[INDUSTRIAL PARK – STRIMON](#), Simitli
[INDUSTRIAL AND BUSINESS PARK AITOS](#), Aitos
[BURGAS INDUSTRIAL ZONE](#), Bugras
[INDUSTRIAL ZONE “MEDEN RUDNIK”](#), Burgas
[INDUSTRIAL ZONE “POBEDA”](#), Burgas
[INDUSTRIAL ZONE “NORTH”](#), Burgas
[INDUSTRIAL ZONE “SOUTH”](#), Burgas
[BALGAROVO INDUSTRIAL ZONE](#), Balgarovo
[DOBRICH BUSINESS ZONE](#), Dobrich
[INDUSTRIAL ZONE “NORTH”](#), Dobrich
[INDUSTRIAL ZONE “WEST”](#), Dobrich
[GENERAL TOSHEVO INDUSTRIAL ZONE](#), General Toshevo
[GABROVO INDUSTRIAL ZONE](#), Gabrovo
[DIMITROVGRAD INDUSTRIAL ZONE](#), Dimitrovgrad
[FREE ZONE - SVILENGRAD](#), Svilengrad
[SVILENGRAD INDUSTRIAL ZONE](#), Svilengrad
[INDUSTRIAL ZONE KARDZHALI - SOUTH](#), Kardzhali
[LETNITSA INDUSTRIAL ZONE](#), Letnitsa
[TROYAN INDUSTRIAL ZONE](#), Troyan
[TECHNOLOGY PARK](#), Montana
[INDUSTRIAL PARK - PAZARDZHIK](#), Septemvri
[INDUSTRIAL ZONE](#), Pernik
[INDUSTRIAL PARK PERNIK - EAST](#), Pernik
[INDUSTRIAL ZONE PERNIK](#), Pernik
[INDUSTRIAL ZONE DOLNA MITROPOLIA](#), Dolna Mitropolia
[INDUSTRIAL ZONE - PLEVEN](#), Pleven
[TELISH \(PLEVEN\) INDUSTRIAL ZONE](#), Telish
[INDUSTRIAL PARK RHODOPES](#), Plovdiv
[KRUMOVO LOGISTICS ZONE](#), Plovdiv
[ASSENOVGRAD INDUSTRIAL ZONE](#), Asenovgrad
[MARITSA INDUSTRIAL AND COMMERCIAL ZONE](#), Plovdiv
[NORTH INDUSTRIAL ZONE](#), Plovdiv
[PLOVDIV FREE ZONE](#), Plovdiv
[KALOYANOVO INDUSTRIAL ZONE](#), Kaloyanovo
[INDUSTRIAL AND COMMERCIAL ZONE KARADZHALOVO](#), Karadzhalovo
[KUKLEN INDUSTRIAL AND COMMERCIAL ZONE](#), Kuklen
[RAKOVSKI INDUSTRIAL ZONE](#), Stryama
[BUSINESS ZONE “PERISTAR” - RAZGRAD](#), Razgrad
[RUSE EAST INDUSTRIAL PARK](#), Ruse
[INDUSTRIAL PARK RUSE](#), Ruse
[IVANOVO INDUSTRIAL ZONE](#), Shtraklevo
[KASPICHAN INDUSTRIAL ZONE](#), Kaspichan
[SHUMEN INDUSTRIAL PARK](#), Shumen
[DANUBE INDUSTRIAL PARK](#), Silistra
[TCHAVDAR PARK BOTEVGRAD](#), Botevgrad
[INDUSTRIAL PARK SOFIA](#), Sofia
[INDUSTRIAL PARK SOFIA EAST](#), Elin Pelin
[SAMOKOV INDUSTRIAL ZONE](#), Samokov
[INDUSTRIAL PARK PROMOEŤ BULGARIA](#), Sofia
[INDUSTRIAL PARK WEST](#), Sofia
[ELIN PELIN INDUSTRIAL PARK](#), Elin Pelin
[GORNA MALINA INDUSTRIAL ZONE](#), Gorna Malina
[INDUSTRIAL PARK - PETARCH](#), Petarch
[STARA ZAGORA INDUSTRIAL ZONE](#), Elenino
[INDUSTRIAL ZONE ZSK](#), Stara Zagora
[TARGOVISHTE INDUSTRIAL ZONE](#), Targovishte
[INDUSTRIAL ZONE VARNA - WEST](#), Devnya
[FIRST INDUSTRIAL ZONE - AVREN](#), Avren
[INDUSTRIAL ZONE VETRINO](#), Vetrino
[SUVOROVO INDUSTRIAL ZONE](#), Suvorovo
[VARNA WEST INDUSTRIAL ZONE](#), Varna
[INDUSTRIAL ZONE - SOUTH, STRAZHITSA](#), Strazhitsa
[SVISHTOV INDUSTRIAL ZONE](#), Svishtov
[VRATZA INDUSTRIAL ZONE](#), Vratza

TOP 10X6 COMPANIES CLASSIFIED ON MAXIMUM VALUE OF SALES REVENUE AND PROFIT FOR 2016 INTO NATIONAL PLANNING REGIONS

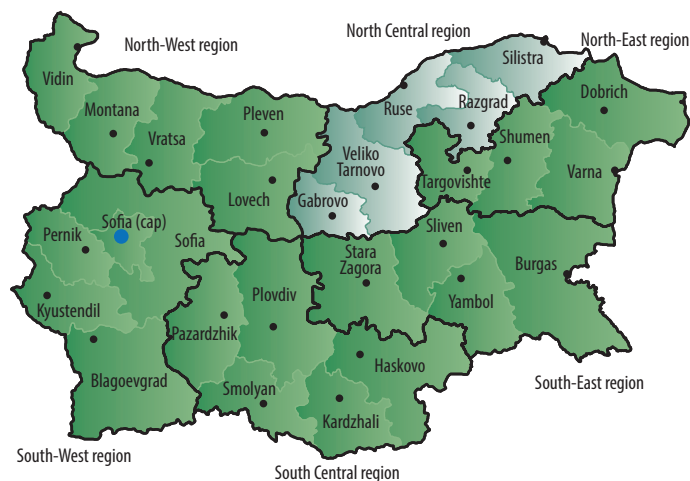
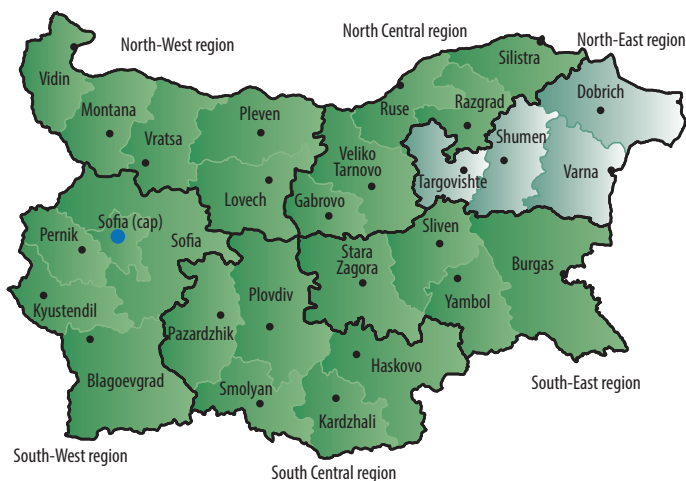


NORTHWEST REGION

DISTRICTS: VIDIN, VRATSA, LOVECH, MONTANA, PLEVEN

Place	Name of company	City	Sales revenue (Th. BGN) 2016
1	OLIVA AD	KNEZHA	543 085
2	MESOKOMBINAT - LOVECH AD	LOVECH	135 476
3	PALFINGER PRODUKCIJONSTEHNIK BULGARIA EOOD	CHERVEN BRYAG	127 972
4	KROS OOD	MONTANA	123 966
5	KALINEL EOOD	TROYAN	109 969
6	HOLCIM BULGARIA AD	BELI IZVOR	69 220
7	ZARNENI HRANI - DM EOOD	DOLNA MITROPOLIYA	60 475
8	TEHNOKOROZA AD	LOVECH	60 277
9	ATOMENERGOREMONT AD	KOZLODUY	48 975
10	BERG MONTANA FITINGI EAD	MONTANA	46 334

TOP 10X6 COMPANIES CLASSIFIED ON MAXIMUM VALUE OF SALES REVENUE AND PROFIT FOR 2016 INTO NATIONAL PLANNING REGIONS



NORTHEAST REGION

DISTRICTS: VARNA, DOBRICH, TARGOVISHTE, SHUMEN

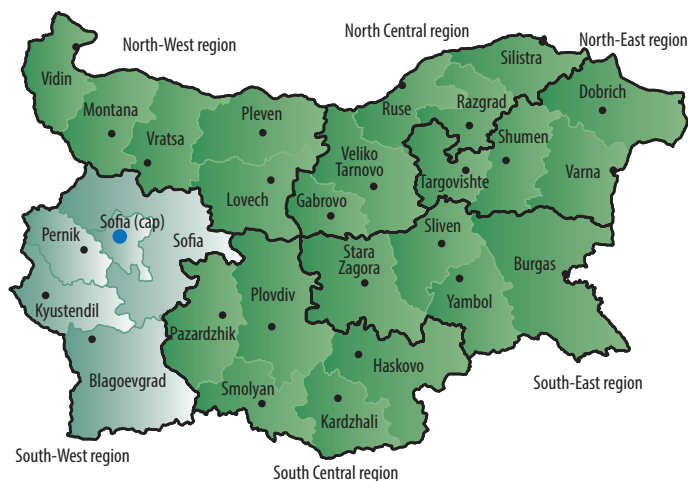
Place	Name of company	City	Sales revenue (Th. BGN) 2016
1	SOLVAY SODI AD	DEVNYA	453 626
2	AGROPOLYCHIM AD	DEVNYA	448 726
3	AFER BULGARIA EOOD	DEVNYA	434 171
4	ALCOMET AD	SHUMEN	309 799
5	TRAKYA GLASS BULGARIA EAD	TARGOVISHTE	263 083
6	PLASTCHIM-T AD	TERVEL	184 796
7	FICOSOTA SYNTEZ OOD	SHUMEN	178 581
8	INTERKOM GROUP OOD	VARNA	131 673
9	KRISTERA AD	POPOVO	128 172
10	FRAPORT TWIN STAR AIRPORT MANAGEMENT AD	VARNA	125 059

NORTH CENTRAL REGION

DISTRICTS: VELIKO TARNOVO, GABROVO, RAZGRAD, RUSE, SILISTRA

Place	Name of company	City	Sales revenue (Th. BGN) 2016
1	ASTRA BIOPLANT EOOD	SLIVO POLE	757 150
2	AMILUM BULGARIA EAD	RAZGRAD	503 970
3	IDEAL STANDART VIDIMA AD	SEVLIEVO	360 352
4	POLISAN AD	RUSE	262 927
5	BALDZHIEVI-91 OOD	SEVLIEVO	222 315
6	POLICOMP EOOD	GABROVO	184 337
7	BULMARKET DM OOD	RUSE	181 384
8	KAOLIN AD	SENOVO	175 187
9	ZAHARNI ZAVODI AD	GORNA ORYAHOVITSA	155 587
10	ARKUS BULGARIA AD	LYASKOVETS	142 553

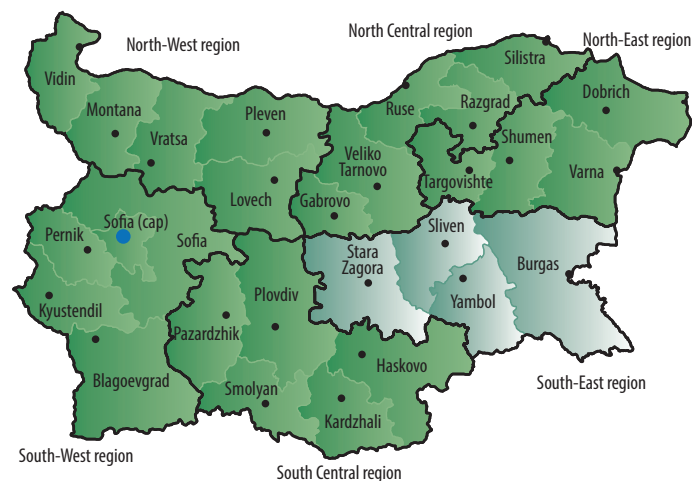
TOP 10X6 COMPANIES CLASSIFIED ON MAXIMUM VALUE OF SALES REVENUE AND PROFIT FOR 2016 INTO NATIONAL PLANNING REGIONS



SOUTHWEST REGION

DISTRICTS: SOFIA, SOFIA - DISTRICT, BLAGOEVRAD, KYIUSTENDIL, PERNIK

Place	Name of company	City	Sales revenue (Th. BGN) 2016
1	AURUBIS BULGARIA AD	PIRDOP	3 213 387
2	OMV BULGARIA OOD	SOFIA	894 276
3	SAKSA OOD	DOLNA BANYA	840 641
4	LIDL BULGARIA EOOD END KO KD	RAVNO POLE	739 628
5	METRO CASH AND CARRY-BULGARIA EOOD	SOFIA	730 951
6	MOBILTEL EAD	SOFIA	697 819
7	TELENOR BULGARIA EAD	SOFIA	655 886
8	ORBIKO BULGARIA EOOD	SOFIA	589 731
9	EKO BULGARIA EAD	SOFIA	545 604
10	STOMANA INDASTRY AD	PERNIK	523 192

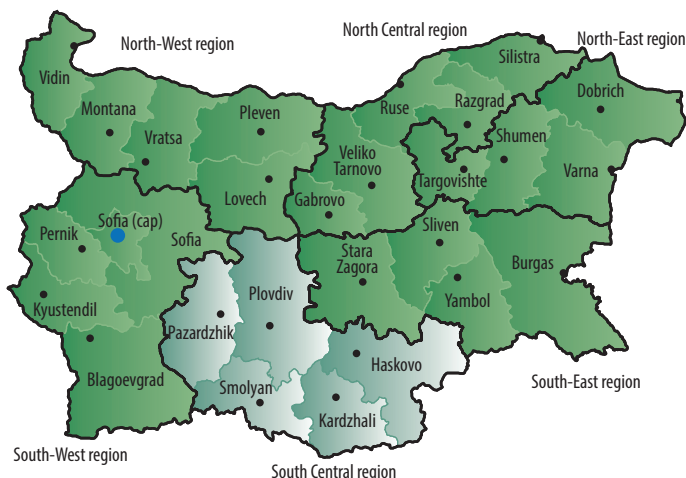


SOUTHEAST REGION

DISTRICTS: BURGAS, SLIVEN, STARA ZAGORA, YAMBOL

Place	Name of company	City	Sales revenue (Th. BGN) 2016
1	SEVAN OOD	KAMENO	443 305
2	PAPAS-OLIO AD	YAMBOL	348 157
3	YAZAKI BULGARIA EOOD	YAMBOL	273 510
4	E.MIROLIO EAD	SLIVEN	235 240
5	ZAGORKA AD	STARA ZAGORA	160 704
6	NAFTA TRADING AD	BURGAS	137 848
7	NURSAN OTOMOTIV EOOD	BURGAS	110 274
8	STANDARD PROFIL BULGARIA AD	STARA ZAGORA	95 036
9	M+S HYDRAULIC AD	KAZANLAK	93 987
10	KASTAMONU BULGARIA AD	GORNO SAHRANE	81 506

TOP 10X6 COMPANIES CLASSIFIED ON MAXIMUM VALUE OF SALES REVENUE AND PROFIT FOR 2016 INTO NATIONAL PLANNING REGIONS



SOUTH CENTRAL REGION

DISTRICTS: KARDZHALI, PAZARDZHIK, PLOVDIV, SMOLIAN, HASKOVO

Place	Name of company	City	Sales revenue (Th. BGN) 2016
1	LIEBHER-HAUSGERETE MARITSA EOOD	PLOVDIV	416 465
2	HUS OOD	PLOVDIV	376 623
3	ASAREL- MEDET AD	PAZARDZHIK	347 970
4	TEKLAS BULGARIA OOD	KARDZHALI	241 176
5	NEOCHIM AD	HASKOVO	240 717
6	PIMK OOD	PLOVDIV	229 146
7	BIOVET AD	PAZARDZHIK	227 358
8	BELLA BULGARIA AD	PLOVDIV	177 365
9	MONDI STAMBOLIVSKI EAD	PLOVDIV	146 177
10	SOCOTAB BULGARIA EOOD	RADINOVO	137 970



The Global Language of Business

? Did you know...

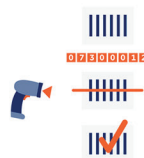
GS1 Bulgaria offers not only issuing of barcodes, but also:

360 degree animation - free of charge for 5 products for online shops and websites.

Uploading data in GS1 Bulgaria's Product Catalogue and sharing information with more than 14 000 end consumers.



Free of charge barcode quality verification on printed labels (charged only when issuing a certificate).



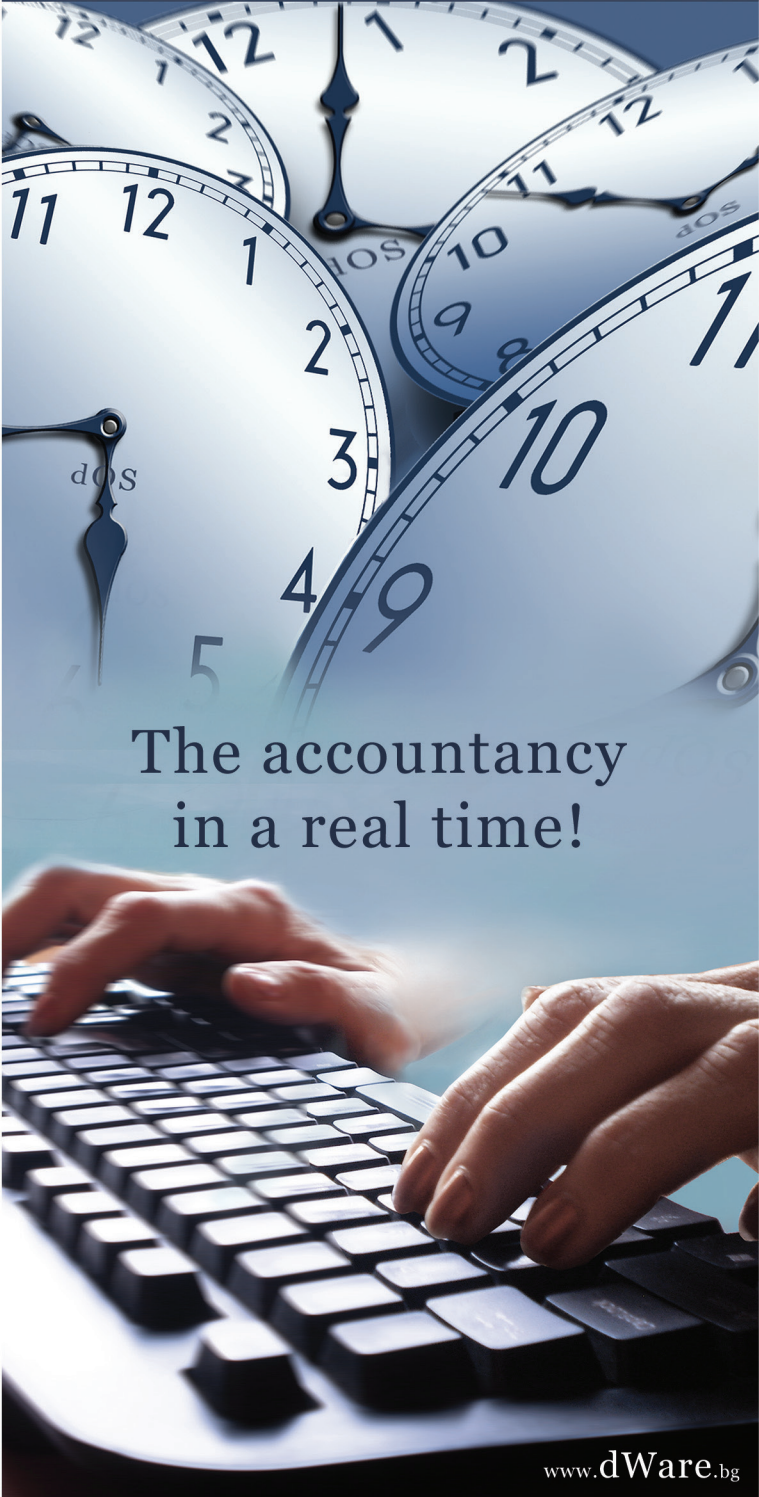
Generation and print of logistic labels via the free online application GS1 Print.



More about our services on www.gs1bg.org

dWare

accounting systems



The accountancy
in a real time!

www.dWare.bg